

Historical Facts Book



As of September 30, 2006

**Foreign Military Sales,
Foreign Military Construction Sales
And
Other Security Cooperation
Historical Facts**

As of September 30, 2006

NOTE: DATA IN THIS PUBLICATION ARE COMPILED FROM INTERNAL DSCA DATA SYSTEMS UNLESS OTHERWISE NOTED. THIS PUBLICATION IS AVAILABLE ON THE DSCA WEB SITE AT WWW.DSCA.MIL AND CAN BE DOWNLOADED IN HARD COPY FORMAT.

**Prepared By
Financial Policy And Analysis
Business Operations, DSCA**

TABLE OF CONTENTS

DESCRIPTION	PAGE
NARRATIVE DESCRIPTION OF STATISTICAL TABLES	iv
FOREIGN MILITARY SALES AGREEMENTS (DEFENSE ARTICLES & SERVICES AND CONSTRUCTION) GRAPH	1
*FOREIGN MILITARY SALES AGREEMENTS	2
*FOREIGN MILITARY CONSTRUCTION SALES AGREEMENTS.	12
FOREIGN MILITARY SALES DELIVERIES (DEFENSE ARTICLES & SERVICES AND CONSTRUCTION) GRAPH	17
*FOREIGN MILITARY SALES DELIVERIES	18
*FOREIGN MILITARY CONSTRUCTION SALES DELIVERIES.	28
FOREIGN MILITARY FINANCING PROGRAM GRAPH	33
FOREIGN MILITARY FINANCING PROGRAM	34
COMMERCIAL EXPORTS LICENSED UNDER ARMS EXPORT CONTROL ACT	64
MILITARY ASSISTANCE PROGRAM MERGER FUNDS.	76
MILITARY ASSISTANCE PROGRAM	81
MILITARY ASSISTANCE PROGRAM DELIVERIES/EXPENDITURES	91
MAP EXCESS DEFENSE ARTICLES PROGRAM - ACQUISITION COST.	97
MAP EXCESS DEFENSE ARTICLES DELIVERED - ACQUISITION COST.	101
INTERNATIONAL MILITARY EDUCATION AND TRAINING PROGRAM/DELIVERIES.	106
SUMMARY OF STUDENTS TRAINED UNDER IMET.	116

*The data in this publication regarding Foreign Military Sales Agreements and Deliveries portrays only sales and deliveries of defense articles and defense services. In accordance with Section 29 of the Arms Export Control Act, Foreign Military Construction Sales Agreements and Deliveries are shown separately in tables on pages 12 and 28 of this publication.

NARRATIVE DESCRIPTION OF STATISTICAL TABLES

1. FOREIGN MILITARY SALES (FMS) AGREEMENTS - Total dollar value of defense articles and defense services purchased with cash, credit, and MAP Merger Funds by a foreign government or international organization in any fiscal year. Also see Item 7, Military Assistance Program Merger Funds. Values are updated annually to reflect program changes.
2. FOREIGN MILITARY SALES (FMS) DELIVERIES - Total dollar value of defense articles and defense services delivered to a foreign government or international organization in any fiscal year. After implementing an FMS agreement, the responsible military department directs release of materiel from stocks or procurement or provision of services or training. As execution progresses, the military department reports accrued expenditures and physical deliveries after shipment or performance.
3. FOREIGN MILITARY CONSTRUCTION SALES (FMCS) AGREEMENTS - Total dollar value of design and construction services purchased by a foreign government in any fiscal year. Values are updated annually to reflect program changes.
4. FOREIGN MILITARY CONSTRUCTION SALES (FMCS) DELIVERIES - Total dollar value of disbursements against design and construction services provided to a foreign government in any fiscal year.
5. FOREIGN MILITARY FINANCING (FMF) PROGRAM - The amount of credit/grant extended to a foreign government or international organization in any fiscal year for the procurement of defense articles, defense services, and design and construction services. Such procurements may be from U.S. military departments under FMS/FMCS, or, for specific countries/organizations, may be negotiated directly with U.S. commercial suppliers following the approval of DoD. FMF credit is issued in the form of DoD direct loans, which require repayment, or FMF grants which do not require repayment. Annual foreign military financing programs may be applied to FMS/FMCS or commercial procurement contracts negotiated in prior, current or subsequent years within the parameters of the applicable purchase and loan/grant financing agreements.

NARRATIVE DESCRIPTION OF STATISTICAL TABLES (Continued)

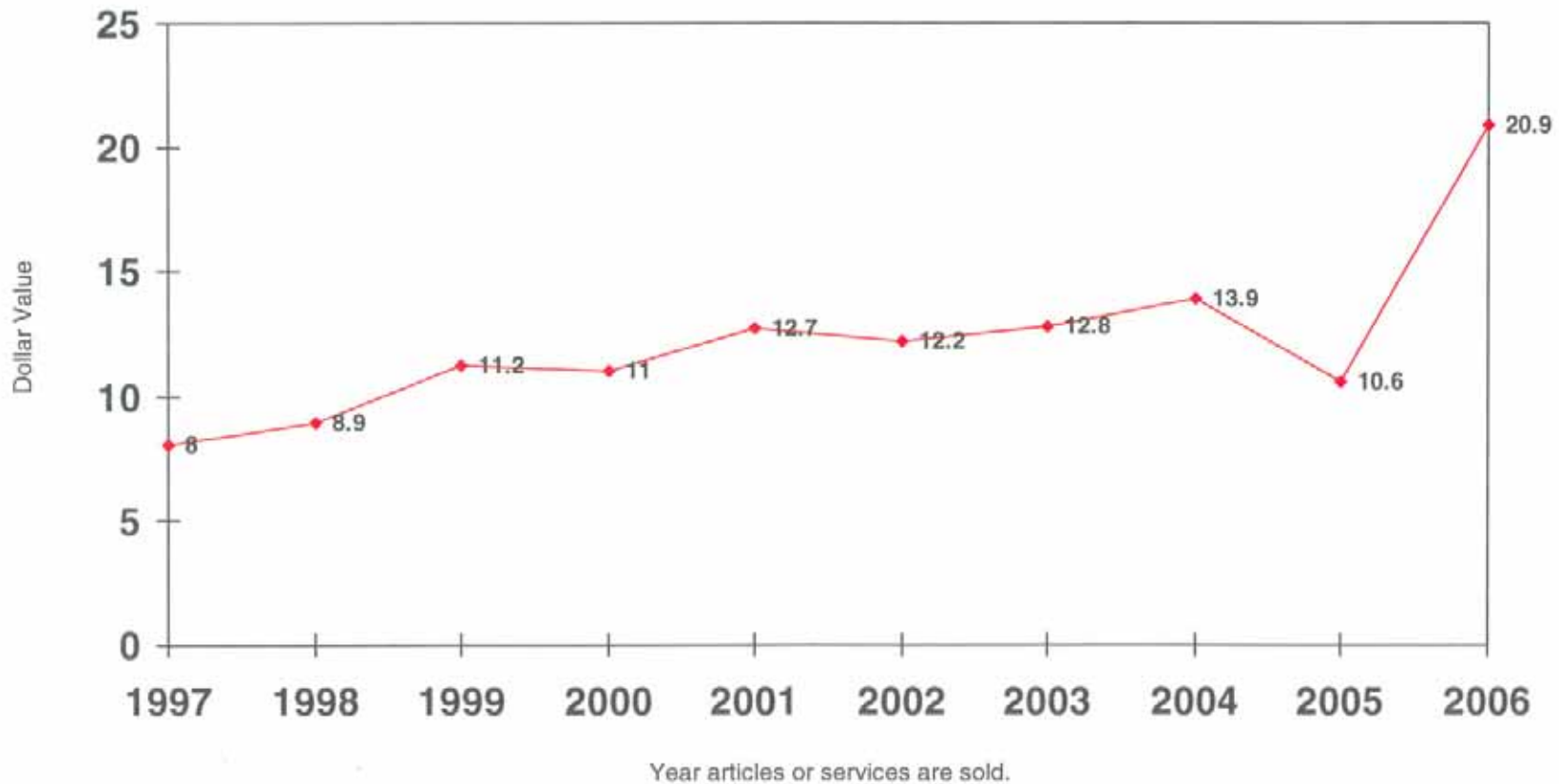
6. COMMERCIAL EXPORTS - The total dollar value of deliveries made against purchases of munitions-controlled items by foreign governments directly from U.S. manufacturers. The data are compiled by the Office of Defense Trade Controls (DTC), Department of State, from shippers' export documents and completed licenses returned to DTC from ports of exit by the U.S. Customs Service.
7. MILITARY ASSISTANCE PROGRAM (MAP) MERGER FUNDS - Approved funds which are transferred to the FMS Trust Fund and merged with countries' FMS funds. MAP "merger" funds are non-repayable, and may be used solely to meet obligations of the recipient countries for payment of FMS/FMCS purchases; they are not available to finance procurements from U.S. commercial suppliers. MAP funds are no longer issued. There are still open FMS cases that use previously provided MAP funds.
8. MILITARY ASSISTANCE PROGRAM (MAP) - The dollar amount of materiel and services (other than training) programmed for a particular foreign country in any fiscal year for which the U.S. Government receives no dollar reimbursement. MAP funds are no longer issued. There are still open FMS cases that use previously provided MAP funds.
9. MILITARY ASSISTANCE PROGRAM (MAP) DELIVERIES/EXPENDITURES - The dollar amount of materiel and services (other than training) delivered or expended against amounts programmed in the current fiscal year or prior fiscal years.
10. EXCESS DEFENSE ARTICLES PROGRAM (GRANTS) - ACQUISITION COST - Total dollar value of excess defense articles transferred to a foreign country or international organization at the original acquisition cost. Excess defense articles are defined as being owned by the U.S. Government and not procured in anticipation of military assistance or sales requirements, or pursuant to a military assistance or sales order, which are excess to Department of Defense requirements at the time such articles are dropped from inventory by the supplying agency.
11. EXCESS DEFENSE ARTICLES DELIVERED (GRANTS) - ACQUISITION COST - Total dollar value of excess defense articles delivered to a recipient country in any fiscal year at original acquisition cost.

NARRATIVE DESCRIPTION OF STATISTICAL TABLES (Continued)

12. INTERNATIONAL MILITARY EDUCATION & TRAINING (IMET) PROGRAM/DELIVERIES - The dollar value allocated in any fiscal year for the training of foreign military students both overseas and in the continental United States, and the cost of training aids and materials associated with such training, for which the U.S. Government receives no dollar reimbursement. This program is considered fully delivered when funded.

13. EMERGENCY DRAWDOWNS - The dollar value allocated in any fiscal year in which the President authorize to provide U.S. government articles, services and training to friendly countries and international organizations at no cost, to include free transportation.

FOREIGN MILITARY SALES AGREEMENTS INCLUDES CONSTRUCTION (Dollars in Billions) *



* Sales values will not match official sales values reported at the end of the sales year. Values are adjusted to reflect changes in the program that occur during execution.

FOREIGN MILITARY SALES AGREEMENTS

(DOLLARS IN THOUSANDS)

	FY 1950 FY 1996	FY 1997	FY 1998	FY 1999	FY 2000	FY 2001
<u>WORLDWIDE</u>	<u>267,730,852</u>	<u>7,986,157</u>	<u>8,390,674</u>	<u>10,946,504</u>	<u>10,702,742</u>	<u>12,561,126</u>
<u>EAST ASIA AND PACIFIC</u>	<u>53,020,016</u>	<u>2,084,105</u>	<u>1,674,646</u>	<u>2,439,418</u>	<u>1,873,770</u>	<u>2,244,654</u>
AUSTRALIA	8,449,937	276,795	238,838	391,378	394,948	156,697
BRUNEI	454	131	-	-	353	-
CAMBODIA	2,113	606	1,960	200	387	325
CHINA	259,714	-	-	-	-	-
EAST TIMOR	-	-	-	-	-	-
FIJI	1,842	-	-	-	-	-
INDOCHINA	8,542	-	-	-	-	-
INDONESIA	740,490	723	207	345	-	-
JAPAN	9,822,562	303,628	321,193	202,761	488,135	345,276
KOREA (SEOUL)	9,633,242	745,527	286,733	520,263	555,401	757,834
LAOS	-	1,163	190	-	-	124
MALAYSIA	911,809	12,697	1,236	30,197	5,071	3,013
MONGOLIA	-	-	-	-	-	2,090
MYANMAR	8,734	-	-	-	-	-
NEW ZEALAND	328,436	23,468	13,192	9,608	5,086	55,513
PAPUA NEW GUINEA	327	-	-	-	-	-
REP OF PHILIPPINES	1,068,024	18,074	10,190	9,666	12,444	6,683
SINGAPORE	2,334,926	177,861	161,999	678,680	100,707	592,159
TAIWAN	15,252,201	353,787	597,298	543,599	133,770	270,028
THAILAND	4,195,217	169,644	41,609	52,720	177,467	54,911
TONGA	278	-	-	-	-	-
UNTAET	-	-	-	-	-	-
VIETNAM	1,167	-	-	-	-	-
<u>NEAR EAST AND SOUTH ASIA</u>	<u>122,844,874</u>	<u>2,069,370</u>	<u>4,197,661</u>	<u>5,201,493</u>	<u>3,643,020</u>	<u>5,700,150</u>
AFGHANISTAN	-	-	-	-	-	-
ALGERIA	6,029	-	-	-	-	50
BAHRAIN	1,139,808	56,524	309,389	51,797	170,159	119,990
BANGLADESH	9,583	1,556	31,384	-	2,050	886
EGYPT	16,279,857	899,676	936,507	1,942,506	1,527,606	1,584,113
INDIA	84,389	297	-	-	-	-
IRAN	10,767,725	-	-	-	-	-
IRAQ	13,152	-	-	-	-	-
ISRAEL	17,856,885	474,802	625,107	2,279,309	711,470	2,761,643
JORDAN	2,060,339	16,937	17,393	13,520	107,641	100,188
KUWAIT	7,034,515	44,718	112,370	75,896	186,495	283,856
LEBANON	668,000	16,581	12,231	1,567	7,596	5,438
LIBYA	28,249	-	-	-	-	-
MOROCCO	1,074,336	5,074	1,295	3,195	6,137	4,977
NEPAL	1,255	-	-	-	585	-
OMAN	175,580	7,364	3,082	4,277	3,849	3,612
PAKISTAN	3,637,142	97	37	-	-	-
QATAR	8,283	-	-	-	-	63

TOTALS MAY NOT ADD DUE TO ROUNDING

* LESS THAN \$500

FOREIGN MILITARY SALES AGREEMENTS

(DOLLARS IN THOUSANDS)

<u>FY 2002</u>	<u>FY 2003</u>	<u>FY 2004</u>	<u>FY 2005</u>	<u>FY 2006</u>	<u>FY 1950</u> <u>FY 2006</u>	
12,102,369	12,577,071	13,310,880	10,240,295	20,805,401	387,354,072	<u>WORLDWIDE</u>
3,314,115	2,328,380	2,341,478	1,877,004	4,433,822	77,631,406	<u>EAST ASIA AND PACIFIC</u>
167,641	383,534	483,946	379,984	2,439,966	13,763,665	AUSTRALIA
-	-	-	-	592	1,530	BRUNEI
424	-	-	208	-	6,224	CAMBODIA
-	-	-	-	-	259,714	CHINA
-	1,000	1,990	2,051	613	5,654	EAST TIMOR
-	-	600	523	-	2,964	FIJI
-	-	-	-	-	8,542	INDOCHINA
-	-	-	-	15,000	756,765	INDONESIA
971,037	766,030	665,116	892,465	1,029,983	15,808,185	JAPAN
1,834,991	436,900	345,257	402,466	409,602	15,928,216	KOREA (SEOUL)
-	-	-	-	-	1,478	LAOS
23,196	5,388	19,612	30,430	43,313	1,085,962	MALAYSIA
203	3,179	1,275	66	4,308	11,120	MONGOLIA
-	-	-	-	-	8,734	MYANMAR
5,804	9,852	14,667	15,718	12,427	493,770	NEW ZEALAND
-	-	-	-	-	327	PAPUA NEW GUINEA
13,978	39,021	47,457	46,993	30,578	1,303,109	REP OF PHILIPPINES
145,963	168,356	140,217	89,698	360,779	4,951,346	SINGAPORE
70,961	444,740	591,070	244	10,167	18,267,866	TAIWAN
78,121	70,381	30,271	16,159	75,629	4,962,130	THAILAND
-	-	-	-	864	1,142	TONGA
1,796	-	-	-	-	1,796	UNTAET
-	-	-	-	-	1,167	VIETNAM
4,971,726	3,077,805	5,849,307	4,164,707	9,980,065	171,700,179	<u>NEAR EAST AND SOUTH ASIA</u>
5,963	67,940	225,704	634,300	1,961,956	2,895,863	AFGHANISTAN
-	-	-	-	-	6,079	ALGERIA
98,134	102,883	72,334	26,547	93,606	2,241,172	BAHRAIN
-	-	5,734	571	-	51,764	BANGLADESH
999,905	912,324	2,060,010	1,107,753	358,776	28,609,032	EGYPT
139,890	61,375	995	85,592	48,246	420,783	INDIA
-	-	-	-	-	10,767,725	IRAN
-	-	-	226,950	454,404	694,506	IRAQ
665,920	454,568	632,603	507,536	1,050,799	28,020,642	ISRAEL
109,249	163,558	491,760	123,471	114,825	3,318,881	JORDAN
984,836	315,941	110,061	101,811	791,400	10,041,897	KUWAIT
1,342	685	1,997	1,250	1,684	718,370	LEBANON
-	-	-	-	-	28,249	LIBYA
20,146	4,395	9,166	16,016	11,828	1,156,566	MOROCCO
3,156	13,161	5,321	4,553	100	28,131	NEPAL
815,923	9,398	109,755	47,062	18,002	1,197,903	OMAN
24,235	164,069	162,187	491,922	3,496,729	7,976,418	PAKISTAN
1,176	6,000	3,000	51	-	18,573	QATAR

TOTALS MAY NOT ADD DUE TO ROUNDING

* LESS THAN \$500

FOREIGN MILITARY SALES AGREEMENTS (CONTINUED)

(DOLLARS IN THOUSANDS)

	FY 1950 FY 1996	FY 1997	FY 1998	FY 1999	FY 2000	FY 2001
NEAR EAST AND SOUTH ASIA (CONTINUED)						
SAUDI ARABIA	59,377,581	525,325	2,076,766	782,379	653,184	678,028
SRI LANKA	2,141	38	21	93	-	-
SYRIA	1	-	-	-	-	-
TUNISIA	662,246	16,767	5,912	1,724	9,232	1,750
UNITED ARAB EMIRATES	-	-	-	13,745	255,496	153,702
UNITED ARAB EMIRATES	1,635,954	3,615	66,167	31,169	1,188	1,108
YEMEN	321,824	-	-	315	333	747
EUROPE	75,740,080	2,861,856	1,652,745	2,484,790	4,133,541	3,532,180
ALBANIA	3,389	709	-	1,421	2,673	2,872
ARMENIA	-	-	-	-	-	-
AUSTRIA	343,130	18,865	8,766	2,643	4,747	14,176
AZERBAIJAN	-	-	-	-	-	-
BELGIUM	3,480,541	121,300	20,760	68,105	35,944	84,606
BOSNIA-HERZEGOVINA	87	1,156	74	4,196	6,747	2,100
BULGARIA	*	3,613	3,266	1,073	7,351	21,649
CROATIA	-	-	-	-	184	326
CZECH REPUBLIC	6,103	2,216	2,965	8,616	11,030	7,829
DENMARK	2,169,950	30,644	8,464	134,971	14,491	44,636
ESTONIA	725	806	4,814	2,123	5,234	3,170
FINLAND	3,156,996	287	1,793	3,919	12,357	89,181
FRANCE	1,981,160	101,100	20,835	73,622	85,856	268,517
GEORGIA	-	-	1,130	1,107	8,342	3,525
GERMANY	12,658,432	302,904	174,290	317,381	283,623	91,269
GREECE	5,798,712	201,502	484,920	319,455	2,071,676	803,413
HUNGARY	13,947	4,485	4,937	7,636	6,671	2,559
ICELAND	556	-	-	-	-	-
IRELAND	989	-	-	45	-	4
ITALY	2,076,809	39,037	90,540	56,197	158,627	782,646
KAZAKHSTAN	-	-	165	-	2,113	130
KYRGYZSTAN	-	-	-	776	872	-
LATVIA	439	1,253	4,305	2,807	4,301	1,820
LITHUANIA	626	2,393	3,695	796	5,046	5,283
LUXEMBOURG	11,753	3,716	693	2,196	345	566
MACEDONIA (FYROM)	-	1,798	8,954	4,347	4,006	16,164
MALTA	204	-	-	-	109	5,822
MOLDOVA	-	-	753	2,752	1,834	629
NETHERLANDS	7,672,483	237,192	194,401	108,029	411,548	249,358
NORWAY	3,060,505	64,894	85,022	72,691	145,262	95,602
POLAND	5,729	4,181	9,803	23,431	19,688	27,841
PORTUGAL	1,020,335	18,680	10,301	229,769	5,771	19,619
ROMANIA	18,462	310	4,638	12,506	7,453	2,600
SLOVAKIA	599	1,648	2,822	2,831	6,246	2,976
SLOVENIA	208	184	5,640	1,819	960	1,286

TOTALS MAY NOT ADD DUE TO ROUNDING

* LESS THAN \$500

FOREIGN MILITARY SALES AGREEMENTS (CONTINUED)

(DOLLARS IN THOUSANDS)

<u>FY 2002</u>	<u>FY 2003</u>	<u>FY 2004</u>	<u>FY 2005</u>	<u>FY 2006</u>	<u>FY 1950</u> <u>FY 2006</u>
848,457	640,202	1,783,630	747,929	796,116	68,909,598
-	1,000	7,156	-	1,400	11,849
-	-	-	-	-	1
9,167	7,555	18,419	1,137	6,947	740,855
242,562	124,826	145,510	26,637	769,125	1,731,602
1,553	15,539	-	-	-	1,756,292
115	12,387	3,964	13,620	4,123	357,428
<u>2,317,645</u>	<u>5,762,731</u>	<u>2,756,289</u>	<u>3,070,189</u>	<u>5,109,433</u>	<u>109,421,480</u>
5,634	9,711	5,119	3,940	7,603	43,072
-	6,947	2,053	-	3,149	12,148
4,909	6,052	5,344	4,421	6,648	419,701
-	3,086	2,690	5,092	10,135	21,003
46,828	67,761	27,744	128,839	13,646	4,096,074
2,189	2,595	6,784	5,714	9,345	40,988
4,784	14,278	7,253	7,795	4,187	75,250
4,125	14,419	6	-	182	19,241
20,905	8,799	9,675	37,396	8,498	124,032
101,011	21,923	54,135	83,296	86,523	2,750,043
7,881	14,683	6,505	389	7,099	53,429
7,207	4,950	134,219	7,887	62,694	3,481,492
227,891	44,813	66,926	23,400	71,030	2,965,150
33,736	11,978	13,445	35,990	49,761	159,016
157,193	324,538	171,780	96,654	368,324	14,946,387
280,241	65,252	255,445	83,961	2,132,086	12,496,664
13,550	4,809	13,449	29,623	8,751	110,418
-	-	-	-	-	556
8	12,452	48	138	28	13,712
157,664	148,564	92,572	95,805	61,448	3,759,909
1,041	1,033	3,050	6,650	7,618	21,801
6,747	4,472	1,798	-	5,028	19,693
5,992	10,627	4,309	7,437	7,200	50,489
13,757	44,756	2,310	9,653	11,590	99,905
2,790	2,062	980	752	624	26,479
4,509	10,098	16,028	1,906	5,831	73,641
-	5,428	-	-	-	11,563
2,170	1,152	1,461	633	-	11,384
151,761	95,897	445,714	243,414	130,532	9,940,329
84,380	102,296	162,558	78,359	121,308	4,072,875
65,997	3,590,351	166,319	6,876	74,339	3,994,554
157,775	7,300	45,983	87,645	26,652	1,629,830
17,839	18,194	60,277	14,643	24,688	181,611
15,660	8,433	606	4,670	18,020	64,510
6,291	6,213	643	5,039	603	28,887

NEAR EAST AND SOUTH ASIA (CONTINUED)

SAUDI ARABIA
SRI LANKA
SYRIA
TUNISIA
UNITED ARAB EMIRATES
UNITED ARAB EMIRATES
YEMEN

EUROPE

ALBANIA
ARMENIA
AUSTRIA
AZERBAIJAN
BELGIUM
BOSNIA-HERZEGOVINA
BULGARIA
CROATIA
CZECH REPUBLIC
DENMARK
ESTONIA
FINLAND
FRANCE
GEORGIA
GERMANY
GREECE
HUNGARY
ICELAND
IRELAND
ITALY
KAZAKHSTAN
KYRGYZSTAN
LATVIA
LITHUANIA
LUXEMBOURG
MACEDONIA (FYROM)
MALTA
MOLDOVA
NETHERLANDS
NORWAY
POLAND
PORTUGAL
ROMANIA
SLOVAKIA
SLOVENIA

TOTALS MAY NOT ADD DUE TO ROUNDING

* LESS THAN \$500

FOREIGN MILITARY SALES AGREEMENTS (CONTINUED)

(DOLLARS IN THOUSANDS)

	FY 1950 FY 1996	FY 1997	FY 1998	FY 1999	FY 2000	FY 2001
EUROPE (CONTINUED)						
SPAIN	6,310,779	840,815	68,901	349,094	91,966	64,739
SWEDEN	368,746	6,323	1,940	2,880	4,248	3,280
SWITZERLAND	2,820,214	11,724	17,870	73,986	14,855	14,717
TAJKISTAN	-	-	-	-	-	-
TURKEY	10,869,971	293,621	295,236	326,716	356,581	121,138
TURKMENISTAN	-	-	-	-	653	-
UKRAINE	-	-	948	1,979	10,394	2,854
UNITED KINGDOM	11,803,798	544,501	107,703	260,264	323,703	671,491
UZBEKISTAN	-	-	1,401	2,613	34	1,786
YUGOSLAVIA	83,704	-	-	-	-	-
AFRICA						
ANGOLA	1,242,916	9,867	21,123	9,790	6,964	15,915
BENIN	316	-	550	2,000	-	145
BOTSWANA	21,136	423	512	267	419	910
BURUNDI	65	-	-	-	-	-
CAMEROON	47,063	-	-	-	-	-
CAPE VERDE	1,619	-	-	1	-	-
CENTRAL AFRICAN REP	577	-	-	-	-	3
CHAD	29,934	21	1,522	500	182	300
COMOROS	80	-	-	-	-	-
CONGO (BRAZZAVILLE)	13	-	-	-	-	-
CONGO (KINSHASA)	133,515	-	-	-	-	-
DJIBOUTI	13,040	33	-	-	-	-
EQUATORIAL GUINEA	1,509	-	-	-	-	-
ERITREA	560	1,558	28	-	-	-
ETHIOPIA	88,576	961	10,066	-	-	-
GABON	5,995	-	-	-	-	70
GAMBIA	2,131	-	-	-	-	-
GHANA	1,710	-	1,200	2,012	1,300	676
GUINEA	8,229	-	324	52	-	320
GUINEA-BISSAU	2,858	121	-	-	-	-
IVORY COAST	2,020	178	-	1,700	-	-
KENYA	242,636	757	2,474	1,111	416	4,870
LESOTHO	6	-	-	-	-	-
LIBERIA	44,893	-	-	-	-	-
MADAGASCAR	3,830	45	-	-	-	-
MALAWI	4,832	-	1,469	-	-	-
MALI	970	-	1,929	-	600	29
MAURITANIA	964	-	-	-	-	-
MAURITIUS	650	-	-	-	-	-
MOZAMBIQUE	64	-	-	-	-	3
NAMIBIA	3,062	426	366	-	-	-
NIGER	16,361	-	-	-	-	-

TOTALS MAY NOT ADD DUE TO ROUNDING

* LESS THAN \$500

FOREIGN MILITARY SALES AGREEMENTS (CONTINUED)

(DOLLARS IN THOUSANDS)

<u>FY 2002</u>	<u>FY 2003</u>	<u>FY 2004</u>	<u>FY 2005</u>	<u>FY 2006</u>	<u>FY 1950</u> <u>FY 2006</u>
105,560	136,295	84,188	135,685	559,357	8,747,379
6,646	2,090	7,391	102,434	15,243	521,220
132,447	23,797	218,457	21,076	24,878	3,374,020
-	1,684	1,759	-	2,009	5,452
184,103	426,060	165,263	1,330,601	987,708	15,356,999
962	592	-	233	901	3,341
4,970	2,820	11,849	280	7,861	43,954
243,083	457,425	476,223	361,864	166,305	15,416,361
27,408	16,042	3,932	-	-	53,216
-	-	-	-	-	83,704
<u>19,106</u>	<u>41,373</u>	<u>24,221</u>	<u>21,896</u>	<u>24,712</u>	<u>1,437,882</u>
-	-	-	150	-	150
20	-	-	-	-	3,031
1,115	982	147	1,723	866	28,499
-	-	-	-	-	65
-	-	-	150	-	47,213
-	3	-	68	-	1,691
588	530	-	-	-	580
-	-	-	-	1,816	35,394
-	-	-	-	-	80
-	-	-	-	-	13
-	-	-	-	1,255	134,769
-	2,819	2,129	10,877	171	29,069
-	-	-	-	-	1,509
-	-	-	200	240	2,586
-	1,777	2,648	250	8,852	113,130
-	-	-	8	-	6,073
-	-	-	183	-	2,314
-	150	1,230	1,145	78	9,502
3,128	-	-	201	-	12,254
-	-	-	-	-	2,979
1,131	14,387	9,062	304	1,600	3,897
-	-	-	-	-	278,747
-	-	-	-	-	6
1,654	-	-	-	1,200	46,093
185	-	-	-	100	5,629
200	-	253	3	150	6,893
-	-	-	-	-	3,727
-	-	-	-	-	964
-	-	-	-	-	650
16	-	-	40	-	123
368	-	-	-	-	4,221
294	251	-	-	-	16,905

EUROPE (CONTINUED)

SPAIN
SWEDEN
SWITZERLAND
TAJIKISTAN
TURKEY
TURKMENISTAN
UKRAINE
UNITED KINGDOM
UZBEKISTAN
YUGOSLAVIA

AFRICA

ANGOLA
BENIN
BOTSWANA
BURUNDI
CAMEROON
CAPE VERDE
CENTRAL AFRICAN REP
CHAD
COMOROS
CONGO (BRAZZAVILLE)
CONGO (KINSHASA)
DJIBOUTI
EQUATORIAL GUINEA
ERITREA
ETHIOPIA
GABON
GAMBIA
GHANA
GUINEA
GUINEA-BISSAU
IVORY COAST
KENYA
LESOTHO
LIBERIA
MADAGASCAR
MALAWI
MALI
MAURITANIA
MAURITIUS
MOZAMBIQUE
NAMIBIA
NIGER

TOTALS MAY NOT ADD DUE TO ROUNDING

* LESS THAN \$500

FOREIGN MILITARY SALES AGREEMENTS (CONTINUED)

(DOLLARS IN THOUSANDS)

	<u>FY 1950</u> <u>FY 1996</u>	<u>FY 1997</u>	<u>FY 1998</u>	<u>FY 1999</u>	<u>FY 2000</u>	<u>FY 2001</u>
AFRICA (CONTINUED)						
NIGERIA	64,216	-	-	271	3,180	6,736
RWANDA	1,666	-	53	-	-	-
SAO TOME & PRINCIPE	480	-	178	-	-	-
SENEGAL	22,111	1,159	-	1,276	215	939
SEYCHELLES	509	62	-	-	320	-
SIERRA LEONE	3,467	-	-	-	-	-
SOMALIA	152,935	-	-	-	-	-
SOUTH AFRICA	4,244	325	-	599	333	55
SUDAN	311,521	-	-	-	-	-
TANZANIA	76	-	18	-	-	-
TOGO	513	-	-	-	-	-
UGANDA	244	3,746	433	-	-	-
ZAMBIA	439	-	-	-	-	-
ZIMBABWE	1,284	54	-	-	-	858
WESTERN HEMISPHERE	9,033,257	295,997	182,244	148,181	412,638	188,723
ANTIGUA & BARBUDA	6,932	258	-	680	-	450
ARGENTINA	276,657	14,512	5,630	18,471	9,051	8,893
BAHAMAS	-	51	60	*	-	-
BARBADOS	4,394	139	250	-	-	35
BELIZE	4,134	314	18	144	70	173
BOLIVIA	15,803	3	469	-	7	978
BOLIVIA - INTL NARC	96,525	8,602	1,824	1,769	530	744
BRAZIL	772,843	22,126	29,679	19,436	50,121	8,309
CANADA	4,033,984	92,971	99,571	63,323	103,098	98,589
CHILE	196,859	2,230	1,077	4,286	2,252	2,500
COLOMBIA	336,382	74,733	12,257	6,565	222,961	13,049
COLOMBIA - INTL NARC	169,788	-	5,883	2,651	4,988	2,046
COSTA RICA	30,944	160	-	134	1	-
CUBA	4,510	-	-	-	-	-
DOMINICA	5,161	80	-	152	87	120
DOMINICAN REPUBLIC	33,367	174	92	389	164	507
ECUADOR	161,768	3,713	245	-	-	363
ECUADOR - INTL NARC	2,566	986	76	894	258	135
EL SALVADOR	886,455	2,904	6,350	2,869	2,436	1,678
GRENADA	9,633	422	-	251	3	145
GUATEMALA	58,415	-	68	-	-	-
GUYANA	80	70	-	-	95	267
HAITI	8,151	741	246	-	105	-
HONDURAS	417,892	932	4,857	736	476	1,066
JAMAICA	34,179	273	211	290	644	544
MEXICO	198,027	19,901	1,223	7,023	398	16,060
NICARAGUA	5,205	-	-	-	-	-
PANAMA	35,465	-	-	124	385	81

TOTALS MAY NOT ADD DUE TO ROUNDING

* LESS THAN \$500

FOREIGN MILITARY SALES AGREEMENTS (CONTINUED)

(DOLLARS IN THOUSANDS)

FY 2002	FY 2003	FY 2004	FY 2005	FY 2006	FY 1950 FY 2006	
7,445	6,732	4,622	2,318	4,201	99,720	AFRICA (CONTINUED)
-	-	-	500	-	2,219	NIGERIA
-	-	500	-	4	1,163	RWANDA
948	209	76	707	164	27,804	SAO TOME & PRINCIPE
-	-	-	-	300	1,190	SENEGAL
-	-	-	40	-	3,507	SEYCHELLES
-	-	-	-	-	152,935	SIERRA LEONE
1,916	12,498	-	137	699	20,806	SOMALIA
-	-	-	-	-	311,521	SOUTH AFRICA
*	-	-	-	-	93	SUDAN
98	70	-	184	-	865	TANZANIA
-	965	3,554	2,106	3,017	14,066	TOGO
-	-	-	600	-	1,039	UGANDA
-	-	-	-	-	2,196	ZAMBIA
-	-	-	-	-	-	ZIMBABWE
776,093	331,531	315,555	692,712	683,214	13,060,145	WESTERN HEMISPHERE
544	530	1,731	-	509	11,633	ANTIGUA & BARBUDA
3,451	3,547	845	15,000	4,779	360,837	ARGENTINA
-	619	-	-	-	730	BAHAMAS
116	97	-	-	-	5,031	BARBADOS
-	391	274	272	700	6,489	BELIZE
652	10	6,494	-	-	24,417	BOLIVIA
697	1,490	157	-	-	112,340	BOLIVIA - INTL NARC
34,889	11,077	1,946	141,463	20,070	1,111,959	BRAZIL
137,108	235,813	167,154	287,411	446,222	5,765,245	CANADA
546,029	637	551	17,365	40,031	813,819	CHILE
31,771	25,771	101,167	202,584	140,303	1,167,543	COLOMBIA
2,269	380	2,396	-	-	190,402	COLOMBIA - INTL NARC
-	-	-	-	-	31,239	COSTA RICA
-	-	-	-	-	4,510	CUBA
210	228	-	473	319	6,829	DOMINICA
817	27,777	695	602	2,492	67,077	DOMINICAN REPUBLIC
5,157	5,431	6,863	5,597	5,239	194,377	ECUADOR
300	-	-	-	-	5,216	ECUADOR - INTL NARC
3,114	1,943	3,075	6,816	1,769	919,410	EL SALVADOR
212	210	307	505	100	11,787	GRENADA
-	-	-	2,460	1,796	62,739	GUATEMALA
396	130	-	456	286	1,780	GUYANA
-	-	227	734	200	10,404	HAITI
838	45	699	1,916	413	429,870	HONDURAS
817	-	8	1,289	1,621	39,875	JAMAICA
2,057	6,850	4,447	4,009	13,442	273,438	MEXICO
-	311	945	309	990	7,761	NICARAGUA
-	-	205	1,815	400	38,476	PANAMA

TOTALS MAY NOT ADD DUE TO ROUNDING

* LESS THAN \$500

FOREIGN MILITARY SALES AGREEMENTS (CONTINUED)

(DOLLARS IN THOUSANDS)

	<u>FY 1950</u> <u>FY 1996</u>	<u>FY 1997</u>	<u>FY 1998</u>	<u>FY 1999</u>	<u>FY 2000</u>	<u>FY 2001</u>
<u>WESTERN HEMISPHERE (CONTINUED)</u>						
PARAGUAY	1,271	19	43	3	17	26
PERU	190,651	533	4,246	32	60	176
PERU - INTL NARC	5,084	90	473	50	300	355
ST KITTS AND NEVIS	5,788	164	-	283	70	105
ST LUCIA	5,579	80	-	140	130	145
ST VINCENT + GREN.	5,722	136	-	73	130	105
SURINAME	1	-	-	-	75	-
TRINIDAD + TOBAGO	2,877	229	624	-	208	143
URUGUAY	36,111	473	563	786	574	3,019
VENEZUELA	974,054	47,976	6,208	16,625	12,944	27,913
<u>NON REGIONAL</u>	<u>3,606,239</u>	<u>617,047</u>	<u>627,987</u>	<u>598,836</u>	<u>577,225</u>	<u>844,122</u>
<u>CLASSIFIED TOTALS A/ NACMA</u>	<u>3,606,239</u>	<u>617,047</u>	<u>627,987</u>	<u>598,836</u>	<u>577,225</u>	<u>844,074</u> 48
<u>INTERNATL. ORG. AND VARIOUS</u>	<u>2,243,470</u>	<u>47,915</u>	<u>34,268</u>	<u>63,996</u>	<u>55,585</u>	<u>35,383</u>

A/ FOR FURTHER INFORMATION, SEE THE CLASSIFIED ANNEX TO THE CONGRESSIONAL PRESENTATION DOCUMENT FOR FOREIGN OPERATIONS.

TOTALS MAY NOT ADD DUE TO ROUNDING

* LESS THAN \$500

FOREIGN MILITARY SALES AGREEMENTS (CONTINUED)

(DOLLARS IN THOUSANDS)

<u>FY 2002</u>	<u>FY 2003</u>	<u>FY 2004</u>	<u>FY 2005</u>	<u>FY 2006</u>	<u>FY 1950</u> <u>FY 2006</u>
597	-	21	-	85	2,082
-	-	31	778	478	196,986
114	108	-	-	-	6,574
208	182	437	225	210	7,671
200	248	340	161	170	7,194
128	110	-	-	-	6,404
-	-	45	-	320	441
100	314	79	87	-	4,661
340	622	87	385	269	43,227
2,962	6,659	14,330	-	-	1,109,670
<u>667,184</u>	<u>984,626</u>	<u>1,974,160</u>	<u>137,098</u>	<u>291,074</u>	<u>10,925,598</u>
667,184	984,626	1,974,160	137,098	291,074	10,925,550
-	-	-	-	-	48
<u>36,499</u>	<u>50,626</u>	<u>49,870</u>	<u>276,689</u>	<u>283,082</u>	<u>3,177,382</u>

WESTERN HEMISPHERE (CONTINUED)

PARAGUAY
 PERU
 PERU - INTL NARC
 ST KITTS AND NEVIS
 ST LUCIA
 ST VINCENT + GREN.
 SURINAME
 TRINIDAD + TOBAGO
 URUGUAY
 VENEZUELA

NON REGIONAL
 CLASSIFIED TOTALS
 NACMA

INTERNATL. ORG. AND VARIOUS

TOTALS MAY NOT ADD DUE TO ROUNDING

* LESS THAN \$500

FOREIGN MILITARY CONSTRUCTION SALES AGREEMENTS

(DOLLARS IN THOUSANDS)

	<u>FY 1950</u> <u>FY 1996</u>	<u>FY 1997</u>	<u>FY 1998</u>	<u>FY 1999</u>	<u>FY 2000</u>	<u>FY 2001</u>
<u>WORLDWIDE</u>	<u>18,506,121</u>	<u>28,970</u>	<u>473,062</u>	<u>301,428</u>	<u>283,783</u>	<u>124,384</u>
<u>EAST ASIA AND PACIFIC</u>	<u>609</u>	<u>309</u>	<u>-</u>	<u>50</u>	<u>-</u>	<u>-</u>
CAMBODIA	-	48	-	-	-	-
JAPAN	-	-	-	-	-	-
KOREA (SEOUL)	1	-	-	-	-	-
SINGAPORE	75	261	-	-	-	-
TAIWAN	533	-	-	-	-	-
THAILAND	-	-	-	50	-	-
<u>NEAR EAST AND SOUTH ASIA</u>	<u>18,213,915</u>	<u>24,313</u>	<u>371,304</u>	<u>297,199</u>	<u>279,254</u>	<u>123,677</u>
AFGHANISTAN	-	-	-	-	-	-
BAHRAIN	21,139	-	-	-	-	-
EGYPT	944,875	20,837	101,416	236,494	24,784	59,287
IRAN	594	-	-	-	-	-
ISRAEL	2,581	-	-	-	205,103	64,390
JORDAN	985	-	-	-	-	-
KUWAIT	148,192	-	-	13,707	-	-
LIBYA	1,344	-	-	-	-	-
MOROCCO	5,959	3,476	-	-	-	-
OMAN	1,511	-	-	-	-	-
SAUDI ARABIA	17,086,732	-	269,887	46,999	49,367	-
YEMEN	2	-	-	-	-	-
<u>EUROPE</u>	<u>121,641</u>	<u>1,405</u>	<u>95,944</u>	<u>1,975</u>	<u>3,072</u>	<u>-</u>
FRANCE	29	-	-	-	-	-
GERMANY	41,768	1,405	95,944	1,975	3,072	-
GREECE	9	-	-	-	-	-
KAZAKHSTAN	-	-	-	-	-	-
KYRGYZSTAN	-	-	-	-	-	-
UNITED KINGDOM	79,835	-	-	-	-	-
<u>AFRICA</u>	<u>40,486</u>	<u>550</u>	<u>949</u>	<u>28</u>	<u>503</u>	<u>254</u>
BOTSWANA	194	-	-	-	-	-
BURUNDI	5	-	-	-	-	-
CAMEROON	980	-	-	-	-	-
CAPE VERDE	238	-	-	28	-	-
CENTRAL AFRICAN REP	239	-	-	-	-	125
CHAD	193	-	-	-	503	-
DJIBOUTI	796	-	-	-	-	-
EQUATORIAL GUINEA	19	-	-	-	-	-
ERITREA	-	361	949	-	-	-
ETHIOPIA	-	189	-	-	-	-
GABON	164	-	-	-	-	-
GAMBIA	77	-	-	-	-	-
GHANA	1,430	-	-	-	-	-

TOTALS MAY NOT ADD DUE TO ROUNDING

* LESS THAN \$500

FOREIGN MILITARY CONSTRUCTION SALES AGREEMENTS

(DOLLARS IN THOUSANDS)

<u>FY 2002</u>	<u>FY 2003</u>	<u>FY 2004</u>	<u>FY 2005</u>	<u>FY 2006</u>	<u>FY 1950</u> <u>FY 2006</u>	
70,442	222,813	673,056	328,970	170,306	21,183,334	<u>WORLDWIDE</u>
286	-	327,813	-	-	329,068	<u>EAST ASIA AND PACIFIC</u>
286	-	-	-	-	48	CAMBODIA
-	-	-	-	-	286	JAPAN
-	-	-	-	-	1	KOREA (SEOUL)
-	-	-	-	-	336	SINGAPORE
-	-	327,813	-	-	328,347	TAIWAN
-	-	-	-	-	50	THAILAND
63,921	204,225	338,968	328,031	162,862	20,407,669	<u>NEAR EAST AND SOUTH ASIA</u>
829	156,976	173,885	201,577	21,171	554,438	AFGHANISTAN
-	-	-	-	-	21,139	BAHRAIN
33,409	11,301	54,809	46,961	13,943	1,548,116	EGYPT
-	-	-	-	-	594	IRAN
12,683	5,610	63,501	79,493	28,927	462,289	ISRAEL
-	-	-	-	98,822	99,807	JORDAN
17,000	3,286	-	-	-	182,185	KUWAIT
-	-	-	-	-	1,344	LIBYA
-	-	-	-	-	9,434	MOROCCO
-	-	1,639	-	-	3,150	OMAN
-	27,052	45,133	-	-	17,525,170	SAUDI ARABIA
-	-	-	-	-	2	YEMEN
4,087	1,018	5,561	-	-	234,703	<u>EUROPE</u>
-	-	-	-	-	29	FRANCE
-	1,018	-	-	-	145,183	GERMANY
-	-	-	-	-	9	GREECE
4,087	-	-	-	-	4,087	KAZAKHSTAN
-	-	5,561	-	-	5,561	KYRGYZSTAN
-	-	-	-	-	79,835	UNITED KINGDOM
1,610	539	470	107	6,829	52,326	<u>AFRICA</u>
-	-	-	-	-	194	BOTSWANA
-	-	-	-	-	5	BURUNDI
-	-	-	-	-	980	CAMEROON
-	125	-	-	-	391	CAPE VERDE
-	-	-	-	-	365	CENTRAL AFRICAN REP
-	-	-	-	-	696	CHAD
-	-	-	-	6,829	7,625	DJIBOUTI
-	-	-	-	-	19	EQUATORIAL GUINEA
-	-	-	-	-	1,310	ERITREA
-	-	-	-	-	189	ETHIOPIA
-	-	-	-	-	164	GABON
-	-	-	-	-	77	GAMBIA
-	-	-	-	-	1,430	GHANA

TOTALS MAY NOT ADD DUE TO ROUNDING

* LESS THAN \$500

FOREIGN MILITARY CONSTRUCTION SALES AGREEMENTS (CONTINUED)

(DOLLARS IN THOUSANDS)

	<u>FY 1950</u> <u>FY 1996</u>	<u>FY 1997</u>	<u>FY 1998</u>	<u>FY 1999</u>	<u>FY 2000</u>	<u>FY 2001</u>
<u>AFRICA (CONTINUED)</u>						
GUINEA	110	-	-	-	-	-
IVORY COAST	845	-	-	-	-	-
KENYA	542	-	-	-	-	-
LESOTHO	187	-	-	-	-	-
LIBERIA	7,300	-	-	-	-	-
MADAGASCAR	177	-	-	-	-	-
MALAWI	496	-	-	-	-	-
MALI	115	-	-	-	-	-
MAURITANIA	326	-	-	-	-	-
MOZAMBIQUE	-	-	-	-	-	129
NIGER	4,554	-	-	-	-	-
NIGERIA	-	-	-	-	-	-
RWANDA	756	-	-	-	-	-
SAO TOME & PRINCIPE	-	-	-	-	-	-
SENEGAL	3,039	-	-	-	-	-
SEYCHELLES	35	-	-	-	-	-
SIERRA LEONE	608	-	-	-	-	-
SOMALIA	350	-	-	-	-	-
SUDAN	16,484	-	-	-	-	-
TOGO	2	-	-	-	-	-
UGANDA	225	-	-	-	-	-
<u>WESTERN HEMISPHERE</u>	<u>129,469</u>	<u>2,393</u>	<u>4,805</u>	<u>2,175</u>	<u>955</u>	<u>453</u>
ANTIGUA & BARBUDA	244	-	-	-	-	-
ARGENTINA	-	-	-	-	49	403
BARBADOS	665	-	-	-	-	-
BOLIVIA - INTL NARC	11,433	437	-	-	607	-
CANADA	519	-	-	-	-	-
COLOMBIA	2,652	470	-	-	-	-
COLOMBIA - INTL NARC	11,182	-	2,913	2,175	-	-
COSTA RICA	752	-	-	-	-	-
ECUADOR	-	-	-	-	-	-
ECUADOR - INTL NARC	1,070	-	-	-	-	-
EL SALVADOR	57,973	1,486	763	-	-	-
GUATEMALA	2,021	-	-	-	-	-
HAITI	-	-	340	-	195	-
HONDURAS	33,670	-	789	-	104	-
MEXICO	7,203	-	-	-	-	-
PANAMA	-	-	-	-	-	50
ST VINCENT + GREN.	85	-	-	-	-	-
<u>INTERNATL. ORG. AND VARIOUS</u>	<u>-</u>	<u>-</u>	<u>59</u>	<u>-</u>	<u>-</u>	<u>-</u>

TOTALS MAY NOT ADD DUE TO ROUNDING

* LESS THAN \$500

FOREIGN MILITARY CONSTRUCTION SALES AGREEMENTS (CONTINUED)

(DOLLARS IN THOUSANDS)

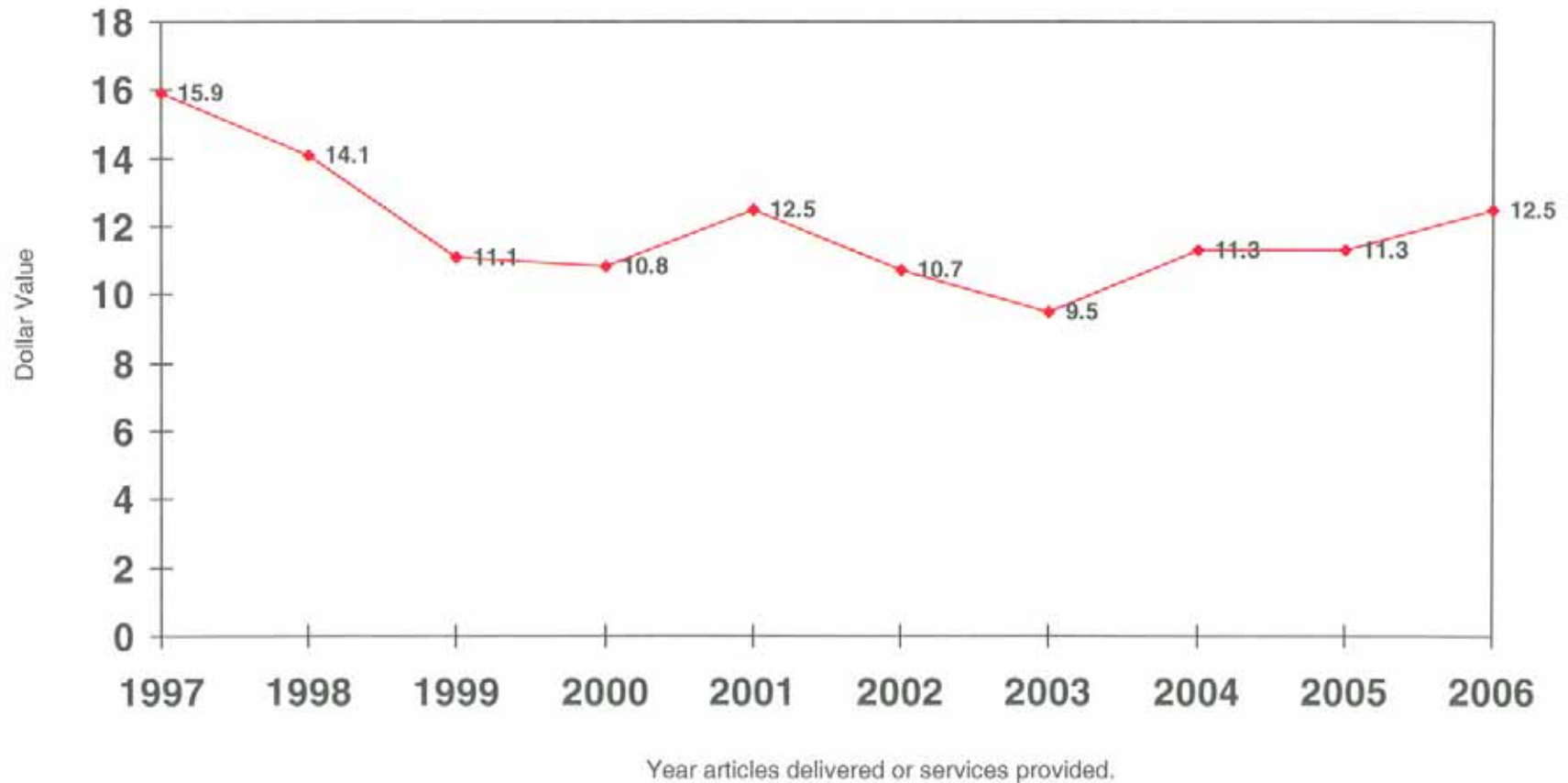
<u>FY 2002</u>	<u>FY 2003</u>	<u>FY 2004</u>	<u>FY 2005</u>	<u>FY 2006</u>	<u>FY 1950</u> <u>FY 2006</u>	
-	-	-	-	-	110	AFRICA (CONTINUED)
-	-	-	-	-	845	GUINEA
-	316	315	-	-	1,172	IVORY COAST
-	-	-	-	-	187	KENYA
-	-	-	-	-	7,300	LESOTHO
-	-	-	-	-	177	LIBERIA
-	-	-	107	-	603	MADAGASCAR
-	-	-	-	-	115	MALAWI
-	-	-	-	-	326	MALI
634	-	-	-	-	763	MAURITANIA
976	-	-	-	-	4,554	MOZAMBIQUE
-	-	-	-	-	976	NIGER
-	-	-	-	-	756	NIGERIA
-	-	156	-	-	156	RWANDA
-	99	-	-	-	3,137	SAO TOME & PRINCIPE
-	-	-	-	-	35	SENEGAL
-	-	-	-	-	608	SEYCHELLES
-	-	-	-	-	350	SIERRA LEONE
-	-	-	-	-	16,484	SOMALIA
-	-	-	-	-	2	SUDAN
-	-	-	-	-	225	TOGO
-	-	-	-	-	225	UGANDA
<u>538</u>	<u>17,031</u>	<u>243</u>	<u>832</u>	<u>615</u>	<u>159,508</u>	WESTERN HEMISPHERE
-	-	-	-	-	244	ANTIGUA & BARBUDA
-	-	-	-	-	452	ARGENTINA
-	-	-	-	-	665	BARBADOS
-	-	243	-	-	12,719	BOLIVIA - INTL NARC
-	-	-	-	-	519	CANADA
-	-	-	-	-	3,122	COLOMBIA
-	-	-	-	-	16,269	COLOMBIA - INTL NARC
-	-	-	-	-	752	COSTA RICA
418	17,031	-	-	-	17,449	ECUADOR
-	-	-	-	-	1,070	ECUADOR - INTL NARC
-	-	-	832	615	61,670	EL SALVADOR
-	-	-	-	-	2,021	GUATEMALA
-	-	-	-	-	535	HAITI
120	-	-	-	-	34,683	HONDURAS
-	-	-	-	-	7,203	MEXICO
-	-	-	-	-	50	PANAMA
-	-	-	-	-	85	ST VINCENT + GREN.
-	-	-	-	-	59	INTERNATL. ORG. AND VARIOUS

TOTALS MAY NOT ADD DUE TO ROUNDING

* LESS THAN \$500

PAGE INTENTIONALLY LEFT BLANK

FOREIGN MILITARY SALES DELIVERIES INCLUDES CONSTRUCTION (Dollars in Billions) *



* Sales values will not match official sales values reported at the end of the sales year. Values are adjusted to reflect changes in the program that occur during execution.

FOREIGN MILITARY SALES DELIVERIES

(DOLLARS IN THOUSANDS)

	<u>FY 1950</u> <u>FY 1996</u>	<u>FY 1997</u>	<u>FY 1998</u>	<u>FY 1999</u>	<u>FY 2000</u>	<u>FY 2001</u>
<u>WORLDWIDE</u>	<u>200,057,028</u>	<u>15,799,931</u>	<u>13,730,701</u>	<u>16,448,585</u>	<u>10,671,106</u>	<u>12,287,275</u>
<u>EAST ASIA AND PACIFIC</u>	<u>38,723,221</u>	<u>4,022,109</u>	<u>3,421,937</u>	<u>4,536,245</u>	<u>3,661,053</u>	<u>3,173,580</u>
AUSTRALIA	8,236,362	195,888	207,432	290,668	331,851	308,806
BRUNEI	430	-	47	*	68	107
CAMBODIA	1,519	705	860	635	287	152
CHINA	259,714	-	-	-	-	-
EAST TIMOR	-	-	-	-	-	-
FIJI	1,829	-	-	-	12	-
INDOCHINA	8,542	-	-	-	-	-
INDONESIA	671,787	12,440	4,883	31,129	-	-
JAPAN	7,048,812	619,717	409,305	435,577	458,421	491,247
KOREA (SEOUL)	6,390,226	509,180	883,566	584,733	1,399,127	735,300
LAOS	-	14	684	298	10	53
MALAYSIA	240,351	16,814	72,405	45,424	413,623	77,083
MONGOLIA	-	-	-	-	-	-
MYANMAR	8,734	-	-	-	-	-
NEW ZEALAND	299,131	16,298	10,863	8,899	19,375	19,601
PAPUA NEW GUINEA	327	-	-	-	-	-
REP OF PHILIPPINES	924,991	28,393	36,548	17,657	9,702	18,789
SINGAPORE	1,282,493	132,678	231,735	548,920	131,039	244,259
TAIWAN	10,016,529	2,338,820	1,419,645	2,438,017	783,767	1,159,639
THAILAND	3,330,094	151,161	143,941	134,289	113,754	118,543
TONGA	180	*	23	-	17	-
UNTAET	-	-	-	-	-	-
VIETNAM	1,167	-	-	-	-	-
<u>NEAR EAST AND SOUTH ASIA</u>	<u>91,919,750</u>	<u>7,597,601</u>	<u>6,497,370</u>	<u>6,595,117</u>	<u>4,052,459</u>	<u>4,506,387</u>
AFGHANISTAN	-	-	-	-	-	-
ALGERIA	6,029	-	-	-	-	-
BAHRAIN	914,318	60,736	61,734	48,360	54,211	336,573
BANGLADESH	4,831	2,066	956	666	915	6,834
EGYPT	12,366,197	891,425	551,283	542,616	1,030,568	871,675
INDIA	84,262	*	171	-	-	-
IRAN	10,713,509	-	-	-	-	-
IRAQ	13,152	-	-	-	-	-
ISRAEL	14,508,870	455,864	1,194,777	1,213,095	562,015	766,026
JORDAN	1,841,427	41,689	46,984	48,675	52,335	80,428
KUWAIT	4,214,522	1,208,938	323,097	315,622	320,789	502,227
LEBANON	634,867	32,955	8,016	6,979	4,884	6,097
LIBYA	28,249	-	-	-	-	-
MOROCCO	1,013,657	11,268	7,230	4,714	4,723	8,385
NEPAL	1,255	-	-	-	-	107
OMAN	164,711	4,827	5,474	5,730	1,227	3,744
PAKISTAN	2,833,037	183,295	76,035	-	-	-
QATAR	4,975	430	633	415	311	788

TOTALS MAY NOT ADD DUE TO ROUNDING

* LESS THAN \$500

FOREIGN MILITARY SALES DELIVERIES

(DOLLARS IN THOUSANDS)

FY 2002	FY 2003	FY 2004	FY 2005	FY 2006	FY 1950 FY 2006	
10,480,534	9,256,576	11,058,145	10,984,655	12,131,976	322,906,513	WORLDWIDE
3,297,788	2,220,102	2,647,013	3,156,333	3,061,899	71,921,280	EAST ASIA AND PACIFIC
231,659	212,802	184,997	354,623	381,556	10,936,643	AUSTRALIA
20	53	36	12	33	806	BRUNEI
149	424	116	295	-	5,141	CAMBODIA
-	-	-	-	-	259,714	CHINA
-	958	24	24	19	1,025	EAST TIMOR
-	-	-	72	93	2,007	FIJI
-	-	-	-	-	8,542	INDOCHINA
180	-	-	-	2,570	722,989	INDONESIA
466,729	430,191	393,366	410,662	553,995	11,718,022	JAPAN
533,378	560,079	600,989	607,496	583,726	13,387,801	KOREA (SEOUL)
96	199	-	-	-	1,354	LAOS
11,418	9,108	11,380	49,411	21,575	968,592	MALAYSIA
107	273	3,437	878	2,156	6,851	MONGOLIA
-	-	-	-	-	8,734	MYANMAR
31,986	11,674	8,508	13,441	9,420	449,196	NEW ZEALAND
-	-	-	-	-	327	PAPUA NEW GUINEA
22,116	25,322	28,239	33,970	25,655	1,171,384	REP OF PHILIPPINES
419,207	168,386	204,764	209,255	372,594	3,945,330	SINGAPORE
1,410,098	647,855	1,031,689	1,384,443	1,024,749	23,655,252	TAIWAN
170,598	152,748	179,464	91,750	83,729	4,670,071	THAILAND
40	18	-	-	29	307	TONGA
7	11	4	*	-	23	UNTAET
-	-	-	-	-	1,167	VIETNAM
4,222,272	3,195,203	4,217,977	4,987,450	5,148,150	142,939,736	NEAR EAST AND SOUTH ASIA
1,451	17,037	109,532	169,351	172,574	469,945	AFGHANISTAN
6	3	-	*	*	6,038	ALGERIA
83,665	94,404	77,954	68,103	73,941	1,874,000	BAHRAIN
8,937	2,478	6,368	860	514	35,425	BANGLADESH
1,875,073	860,584	1,344,460	1,307,542	1,226,841	22,868,265	EGYPT
38	20,507	6,567	10,960	10,523	133,029	INDIA
-	-	-	-	-	10,713,509	IRAN
-	-	-	-	2,196	15,348	IRAQ
629,426	845,969	901,649	1,701,723	1,396,706	24,176,122	ISRAEL
67,016	69,473	104,263	140,620	105,983	2,598,894	JORDAN
130,746	143,411	209,226	254,021	254,733	7,877,330	KUWAIT
3,148	3,086	1,942	1,252	1,702	704,929	LEBANON
-	-	-	-	-	28,249	LIBYA
7,184	8,569	9,262	16,791	43,941	1,135,722	MOROCCO
61	6,691	8,164	3,912	3,687	23,877	NEPAL
1,587	16,512	27,136	95,571	459,124	785,643	OMAN
6,456	4,659	36,155	60,739	125,365	3,325,741	PAKISTAN
827	1,024	329	354	511	10,596	QATAR

TOTALS MAY NOT ADD DUE TO ROUNDING

* LESS THAN \$500

FOREIGN MILITARY SALES DELIVERIES (CONTINUED)

(DOLLARS IN THOUSANDS)

	FY 1950 FY 1996	FY 1997	FY 1998	FY 1999	FY 2000	FY 2001
NEAR EAST AND SOUTH ASIA (CONTINUED)						
SAUDI ARABIA	40,225,882	4,601,461	4,189,603	4,317,546	1,974,950	1,890,886
SRI LANKA	2,060	25	83	5	1	26
SYRIA	1	-	-	-	-	-
TUNISIA	627,529	12,007	5,619	8,484	3,898	8,096
UNITED ARAB EMIRATES	-	-	-	-	2,650	15,507
UNITED ARAB EMIRATES	1,395,457	90,615	25,677	81,337	38,957	8,935
YEMEN	320,951	-	-	870	25	54
EUROPE	58,096,688	3,896,925	3,406,264	5,037,702	2,661,609	4,083,178
ALBANIA	2	894	586	743	1,553	3,602
ARMENIA	-	-	-	-	-	-
AUSTRIA	244,383	74,030	21,097	6,092	7,515	4,513
AZERBAIJAN	-	-	-	-	-	-
BELGIUM	2,749,343	107,097	193,778	274,160	58,424	168,973
BOSNIA-HERZEGOVINA	-	-	5	584	1,320	8,030
BULGARIA	*	-	66	2,298	3,521	4,558
CROATIA	-	-	-	-	-	247
CZECH REPUBLIC	234	550	2,403	1,256	3,153	5,594
DENMARK	1,648,188	47,769	205,445	157,303	43,621	109,066
ESTONIA	283	365	567	314	1,698	2,510
FINLAND	446,848	398,596	543,611	719,076	690,077	147,332
FRANCE	1,080,347	57,159	35,081	247,706	217,064	141,769
GEORGIA	-	-	-	19	3,324	5,171
GERMANY	12,019,981	207,749	189,963	250,864	130,928	329,599
GREECE	3,641,841	690,747	397,481	463,002	389,051	447,849
HUNGARY	10,533	109	2,086	1,176	6,440	7,085
ICELAND	544	-	1	11	-	-
IRELAND	989	*	-	-	-	45
ITALY	1,753,660	50,734	42,714	105,713	41,018	187,701
KAZAKHSTAN	-	-	-	21	110	*
KYRGYZSTAN	-	-	-	-	726	690
LATVIA	317	64	1,140	392	2,397	3,221
LITHUANIA	348	159	740	1,359	1,722	1,510
LUXEMBOURG	9,277	5,558	508	445	1,058	859
MACEDONIA (FYROM)	-	349	1,940	4,671	7,376	9,653
MALTA	204	-	-	-	-	-
MOLDOVA	-	-	3	644	1,102	2,650
NETHERLANDS	5,877,265	167,666	343,874	381,478	160,708	412,411
NORWAY	2,249,107	141,987	187,654	251,084	64,368	191,834
POLAND	533	174	2,025	2,116	12,629	9,296
PORTUGAL	874,183	70,276	21,083	11,517	19,932	41,802
ROMANIA	14	5,168	1,887	1,415	3,509	21,286
SLOVAKIA	*	9	1,116	982	3,377	4,151
SLOVENIA	-	20	174	133	529	1,488

TOTALS MAY NOT ADD DUE TO ROUNDING

* LESS THAN \$500

FOREIGN MILITARY SALES DELIVERIES (CONTINUED)

(DOLLARS IN THOUSANDS)

FY 2002	FY 2003	FY 2004	FY 2005	FY 2006	FY 1950 FY 2006
1,307,811	1,010,709	1,223,213	991,579	999,378	62,733,018
-	123	393	260	5	2,981
-	-	-	-	-	1
6,129	4,337	8,250	8,324	15,211	707,884
52,963	82,022	140,894	132,121	246,124	672,281
39,440	3,331	1,188	17,692	637	1,703,268
307	271	1,031	5,676	8,455	337,639
<u>2,719,148</u>	<u>3,508,184</u>	<u>3,895,047</u>	<u>2,321,744</u>	<u>3,276,044</u>	<u>92,902,533</u>
5,502	3,535	7,890	7,469	5,878	37,652
-	-	8,857	84	1,065	10,005
6,992	8,133	7,447	2,036	1,539	383,777
-	53	2,027	1,703	629	4,413
68,324	70,646	42,147	49,633	55,883	3,838,408
4,609	1,868	1,782	3,652	7,534	29,383
1,569	2,878	14,361	16,336	9,677	55,263
95	185	1,730	9,355	6,010	17,623
4,447	10,352	8,866	20,283	10,176	67,315
23,122	13,964	22,406	40,405	48,418	2,359,708
2,693	4,497	11,382	12,930	4,818	42,056
68,054	39,869	45,677	37,872	74,266	3,211,277
206,181	168,115	206,896	70,151	42,832	2,473,302
3,647	9,825	7,346	11,582	10,641	51,556
221,223	241,552	263,643	210,825	154,267	14,220,594
469,139	1,324,325	1,173,461	317,621	425,105	9,739,621
8,674	4,421	6,764	5,986	8,653	61,926
-	-	-	-	-	556
8	4	3,555	280	7,804	12,685
102,731	184,846	281,549	126,814	318,331	3,195,813
3,035	414	1,026	2,693	3,121	10,419
2,250	2,746	4,722	1,908	1,246	14,290
1,700	3,652	9,354	10,290	4,515	37,041
7,459	1,725	14,121	16,450	13,738	59,330
1,736	972	3,813	783	798	25,808
8,566	12,248	5,378	11,262	4,284	65,727
898	5,125	-	5,171	-	11,398
1,404	1,856	1,491	941	423	10,514
249,124	223,644	270,929	177,906	805,652	9,070,655
87,534	123,038	79,809	105,584	107,219	3,589,218
31,595	16,644	75,910	90,289	335,207	576,419
27,903	116,359	30,546	84,305	83,566	1,381,473
7,289	8,375	14,650	25,681	16,698	105,973
4,218	4,129	5,934	7,995	5,894	37,804
553	1,556	1,541	11,109	2,110	19,213

NEAR EAST AND SOUTH ASIA (CONTINUED)

SAUDI ARABIA
SRI LANKA
SYRIA
TUNISIA
UNITED ARAB EMIRATES
UNITED ARAB EMIRATES
YEMEN

EUROPE

ALBANIA
ARMENIA
AUSTRIA
AZERBAIJAN
BELGIUM
BOSNIA-HERZEGOVINA
BULGARIA
CROATIA
CZECH REPUBLIC
DENMARK
ESTONIA
FINLAND
FRANCE
GEORGIA
GERMANY
GREECE
HUNGARY
ICELAND
IRELAND
ITALY
KAZAKHSTAN
KYRGYZSTAN
LATVIA
LITHUANIA
LUXEMBOURG
MACEDONIA (FYROM)
MALTA
MOLDOVA
NETHERLANDS
NORWAY
POLAND
PORTUGAL
ROMANIA
SLOVAKIA
SLOVENIA

TOTALS MAY NOT ADD DUE TO ROUNDING

* LESS THAN \$500

FOREIGN MILITARY SALES DELIVERIES (CONTINUED)

(DOLLARS IN THOUSANDS)

	FY 1950 FY 1996	FY 1997	FY 1998	FY 1999	FY 2000	FY 2001
EUROPE (CONTINUED)						
SPAIN	5,394,392	215,758	133,143	331,265	141,138	467,039
SWEDEN	262,754	19,245	8,155	2,982	6,717	2,760
SWITZERLAND	1,323,369	56,549	106,088	830,037	68,794	342,172
TAJIKISTAN	-	-	-	-	-	-
TURKEY	8,335,181	1,152,861	531,943	621,939	216,050	465,525
TURKMENISTAN	-	-	-	-	-	-
UKRAINE	-	-	35	171	896	5,555
UNITED KINGDOM	10,088,865	425,283	429,874	364,708	347,409	525,286
UZBEKISTAN	-	-	-	25	2,354	348
YUGOSLAVIA	83,704	-	-	-	-	-
AFRICA	1,213,741	10,330	12,490	10,304	13,504	9,737
BENIN	142	157	6	8	-	3
BOTSWANA	18,192	603	488	371	476	750
BURUNDI	65	-	*	-	-	-
CAMEROON	46,677	181	15	2	2	64
CAPE VERDE	1,197	9	3	1	*	41
CENTRAL AFRICAN REP	557	18	-	*	1	1
CHAD	29,423	115	431	997	58	218
COMOROS	80	-	-	-	-	-
CONGO (BRAZZAVILLE)	13	-	-	-	-	-
CONGO (KINSHASA)	133,515	-	-	-	-	-
DJIBOUTI	12,297	49	359	241	12	60
EQUATORIAL GUINEA	1,509	-	-	-	-	-
ERITREA	193	1,403	318	13	218	-
ETHIOPIA	88,015	756	554	462	6,760	*
GABON	5,938	22	-	34	*	-
GAMBIA	2,122	-	-	-	-	-
GHANA	1,448	78	5	987	372	356
GUINEA	8,150	-	336	59	5	132
GUINEA-BISSAU	1,239	1,052	184	503	-	-
IVORY COAST	1,706	13	236	97	1,691	-
KENYA	234,426	1,961	3,925	1,717	1,496	2,214
LESOTHO	2	2	1	*	*	*
LIBERIA	44,893	-	-	-	-	-
MADAGASCAR	3,691	79	10	45	-	-
MALAWI	4,365	239	124	368	17	8
MALI	415	21	54	965	316	833
MAURITANIA	962	-	-	-	-	-
MAURITIUS	216	356	5	-	7	-
MOZAMBIQUE	*	37	22	2	2	*
NAMIBIA	1,441	282	420	439	522	735
NIGER	15,977	-	-	33	-	285
NIGERIA	64,216	*	*	74	43	3,132

TOTALS MAY NOT ADD DUE TO ROUNDING

* LESS THAN \$500

FOREIGN MILITARY SALES DELIVERIES (CONTINUED)

(DOLLARS IN THOUSANDS)

<u>FY 2002</u>	<u>FY 2003</u>	<u>FY 2004</u>	<u>FY 2005</u>	<u>FY 2006</u>	<u>FY 1950</u> <u>FY 2006</u>
316,849	159,027	434,746	127,036	105,187	7,825,579
57,175	36,363	7,391	29,101	7,465	440,109
35,688	36,393	66,671	89,314	32,063	2,987,136
-	1,159	390	1,761	1	3,312
280,853	276,627	290,038	189,511	249,187	12,609,717
-	1,823	381	236	818	3,258
7,597	1,205	3,727	1,829	5,802	26,816
385,587	350,067	452,975	383,819	297,240	14,051,112
3,126	33,971	1,717	1,752	283	43,576
-	-	-	-	-	83,704
<u>7,884</u>	<u>10,576</u>	<u>23,133</u>	<u>27,687</u>	<u>18,040</u>	<u>1,357,426</u>
338	16	2,360	-	-	3,031
280	1,122	367	174	1,657	24,480
-	-	-	-	-	65
2	*	*	116	*	47,058
366	1	*	1	47	1,668
*	*	-	-	*	577
472	362	608	39	146	32,870
-	-	-	-	-	80
-	-	-	-	-	13
-	-	-	-	938	134,453
56	30	919	5,885	377	20,284
-	-	-	-	-	1,509
-	-	1	-	-	2,146
-	33	4,423	2,867	1,570	105,441
-	-	-	-	-	5,995
-	-	-	9	1	2,132
347	341	77	384	414	4,809
553	909	320	281	28	10,774
-	-	-	-	-	2,979
-	*	-	-	-	3,743
798	2,607	4,252	7,492	2,400	263,288
1	-	-	-	-	6
-	-	-	-	*	44,893
-	5	9	-	-	3,840
*	207	160	71	15	5,575
6	95	15	*	37	2,755
-	-	-	-	2	964
-	-	-	-	-	585
3	1	1	15	1	83
39	78	17	-	199	4,168
18	274	102	154	8	16,852
3,761	3,181	3,330	6,849	3,379	87,964

EUROPE (CONTINUED)

SPAIN
SWEDEN
SWITZERLAND
TAJIKISTAN
TURKEY
TURKMENISTAN
UKRAINE
UNITED KINGDOM
UZBEKISTAN
YUGOSLAVIA

AFRICA

BENIN
BOTSWANA
BURUNDI
CAMEROON
CAPE VERDE
CENTRAL AFRICAN REP
CHAD
COMOROS
CONGO (BRAZZAVILLE)
CONGO (KINSHASA)
DJIBOUTI
EQUATORIAL GUINEA
ERITREA
ETHIOPIA
GABON
GAMBIA
GHANA
GUINEA
GUINEA-BISSAU
IVORY COAST
KENYA
LESOTHO
LIBERIA
MADAGASCAR
MALAWI
MALI
MAURITANIA
MAURITIUS
MOZAMBIQUE
NAMIBIA
NIGER
NIGERIA

TOTALS MAY NOT ADD DUE TO ROUNDING

* LESS THAN \$500

FOREIGN MILITARY SALES DELIVERIES (CONTINUED)

(DOLLARS IN THOUSANDS)

	<u>FY 1950</u> <u>FY 1996</u>	<u>FY 1997</u>	<u>FY 1998</u>	<u>FY 1999</u>	<u>FY 2000</u>	<u>FY 2001</u>
<u>AFRICA (CONTINUED)</u>						
RWANDA	1,504	-	*	214	1	*
SAO TOME & PRINCIPE	421	4	-	7	145	64
SENEGAL	17,180	1,170	3,908	1,005	224	141
SEYCHELLES	270	154	54	*	9	-
SIERRA LEONE	3,352	5	15	4	33	-
SOMALIA	151,783	-	-	-	-	-
SOUTH AFRICA	3,158	546	419	371	53	206
SUDAN	311,521	-	-	-	-	-
TANZANIA	76	-	-	-	17	-
TOGO	513	-	-	-	-	-
UGANDA	146	919	451	1,246	857	8
ZAMBIA	335	78	2	12	-	11
ZIMBABWE	400	22	145	28	169	473
<u>WESTERN HEMISPHERE</u>	<u>8,141,828</u>	<u>206,578</u>	<u>292,423</u>	<u>215,185</u>	<u>221,192</u>	<u>462,466</u>
ANTIGUA & BARBUDA	6,275	98	341	173	138	362
ARGENTINA	241,086	5,723	7,292	10,031	10,080	26,534
BAHAMAS	-	-	47	18	-	21
BARBADOS	3,331	252	276	266	129	181
BELIZE	4,050	314	67	159	12	20
BOLIVIA	15,803	3	469	*	7	910
BOLIVIA - INTL NARC	86,090	6,009	6,404	2,614	3,575	3,647
BRAZIL	594,998	37,611	43,154	34,483	60,637	50,693
CANADA	3,579,125	83,086	111,034	95,654	83,567	110,423
CHILE	191,962	2,334	2,062	2,689	1,085	3,216
COLOMBIA	294,702	18,488	61,839	18,420	14,296	217,107
COLOMBIA - INTL NARC	145,110	4,848	7,901	4,570	6,217	7,319
COSTA RICA	30,587	65	136	36	26	36
CUBA	4,510	-	-	-	-	-
DOMINICA	4,530	52	307	221	62	300
DOMINICAN REPUBLIC	31,127	469	324	132	72	890
ECUADOR	156,784	1,169	1,742	1,314	682	1,187
ECUADOR - INTL NARC	2,163	45	277	357	725	255
EL SALVADOR	867,407	5,836	5,519	2,572	13,122	4,414
GRENADA	9,170	173	497	116	67	271
GUATEMALA	58,415	-	-	-	-	-
GUYANA	31	47	3	65	*	*
HAITI	5,380	1,886	581	508	182	399
HONDURAS	402,089	3,623	3,842	3,252	1,407	3,195
JAMAICA	31,655	591	589	134	1,122	1,078
MEXICO	188,831	9,388	2,684	1,783	8,883	4,304
NICARAGUA	5,205	*	-	-	-	-
PANAMA	35,119	192	16	48	*	103
PARAGUAY	1,043	16	193	30	21	19

TOTALS MAY NOT ADD DUE TO ROUNDING

* LESS THAN \$500

FOREIGN MILITARY SALES DELIVERIES (CONTINUED)

(DOLLARS IN THOUSANDS)

FY 2002	FY 2003	FY 2004	FY 2005	FY 2006	FY 1950 FY 2006	
*	*	*	267	149	2,135	RWANDA
-	-	256	48	177	1,122	SAO TOME & PRINCIPE
185	259	313	92	488	24,964	SENEGAL
320	-	-	-	9	816	SEYCHELLES
-	-	-	-	-	3,409	SIERRA LEONE
-	-	-	-	-	151,783	SOMALIA
308	848	4,741	1,970	2,364	14,984	SOUTH AFRICA
-	-	-	-	-	311,521	SUDAN
*	*	-	-	-	93	TANZANIA
-	168	-	-	6	687	TOGO
-	35	859	972	3,251	8,745	UGANDA
-	-	-	-	322	761	ZAMBIA
31	2	1	-	54	1,325	ZIMBABWE
195,009	234,921	237,420	429,854	580,923	11,217,800	WESTERN HEMISPHERE
2	491	1,475	619	271	10,243	ANTIGUA & BARBUDA
8,209	4,276	3,928	4,099	6,120	327,380	ARGENTINA
13	-	51	1	-	150	BAHAMAS
18	1	468	16	-	4,939	BARBADOS
133	99	76	341	427	5,697	BELIZE
315	134	901	4,397	658	23,597	BOLIVIA
707	1,292	398	333	712	111,781	BOLIVIA - INTL NARC
39,819	13,403	13,721	10,644	15,396	914,558	BRAZIL
85,187	154,798	145,432	153,494	186,265	4,788,064	CANADA
1,710	5,928	9,623	189,209	251,920	661,739	CHILE
21,577	10,489	22,957	40,822	87,757	808,455	COLOMBIA
4,215	2,666	1,718	775	1,014	186,352	COLOMBIA - INTL NARC
158	76	48	-	-	31,169	COSTA RICA
-	-	-	-	-	4,510	CUBA
6	66	392	125	44	6,105	DOMINICA
838	11,036	9,460	1,016	569	55,934	DOMINICAN REPUBLIC
1,279	1,487	3,195	3,964	5,770	178,573	ECUADOR
382	331	249	9	28	4,821	ECUADOR - INTL NARC
1,605	1,715	2,910	2,585	2,649	910,335	EL SALVADOR
119	65	392	82	114	11,067	GRENADA
-	-	-	-	735	59,150	GUATEMALA
397	253	104	22	47	970	GUYANA
85	6	2	6	372	9,409	HAITI
1,959	798	694	749	1,515	423,124	HONDURAS
469	579	274	1,250	131	37,872	JAMAICA
4,552	12,158	5,553	4,427	8,248	250,810	MEXICO
-	-	280	1,007	73	6,565	NICARAGUA
218	72	13	311	936	37,028	PANAMA
34	4	18	19	17	1,416	PARAGUAY

TOTALS MAY NOT ADD DUE TO ROUNDING

* LESS THAN \$500

FOREIGN MILITARY SALES DELIVERIES (CONTINUED)

(DOLLARS IN THOUSANDS)

	<u>FY 1950</u> <u>FY 1996</u>	<u>FY 1997</u>	<u>FY 1998</u>	<u>FY 1999</u>	<u>FY 2000</u>	<u>FY 2001</u>
<u>WESTERN HEMISPHERE (CONTINUED)</u>						
PERU	190,305	244	1,010	1,941	545	695
PERU - INTL NARC	3,420	899	924	310	308	106
ST KITTS AND NEVIS	5,188	22	216	148	314	312
ST LUCIA	4,939	174	234	201	130	323
ST VINCENT + GREN.	5,212	159	289	263	54	144
SURINAME	1	-	-	-	-	2
TRINIDAD + TOBAGO	2,258	178	388	577	82	178
URUGUAY	31,767	1,177	930	398	1,034	1,576
VENEZUELA	902,158	21,408	30,834	31,698	12,610	22,247
<u>NON REGIONAL</u>	-	-	-	-	-	-
NACMA	-	-	-	-	-	-
<u>INTERNATL. ORG. AND VARIOUS</u>	<u>1,961,801</u>	<u>66,388</u>	<u>100,216</u>	<u>54,033</u>	<u>61,289</u>	<u>51,927</u>

TOTALS MAY NOT ADD DUE TO ROUNDING

* LESS THAN \$500

FOREIGN MILITARY SALES DELIVERIES (CONTINUED)

(DOLLARS IN THOUSANDS)

<u>FY 2002</u>	<u>FY 2003</u>	<u>FY 2004</u>	<u>FY 2005</u>	<u>FY 2006</u>	<u>FY 1950</u> <u>FY 2006</u>	
229	134	132	139	102	195,477	<u>WESTERN HEMISPHERE (CONTINUED)</u>
74	55	55	108	229	6,489	PERU
7	92	385	181	53	6,917	PERU - INTL NARC
-	13	427	166	81	6,688	ST KITTS AND NEVIS
42	1	175	-	-	6,339	ST LUCIA
22	26	3	1	70	125	ST VINCENT + GREN.
130	1	10	144	141	4,087	SURINAME
2,888	547	45	811	147	41,321	TRINIDAD + TOBAGO
17,613	11,829	11,859	7,981	8,309	1,078,546	URUGUAY
						VENEZUELA
7	4	8	4	9	34	<u>NON REGIONAL</u>
7	4	8	4	9	34	NACMA
<u>38,426</u>	<u>87,586</u>	<u>37,546</u>	<u>61,583</u>	<u>46,911</u>	<u>2,567,705</u>	<u>INTERNATL. ORG. AND VARIOUS</u>

TOTALS MAY NOT ADD DUE TO ROUNDING

* LESS THAN \$500

FOREIGN MILITARY CONSTRUCTION SALES DELIVERIES

(DOLLARS IN THOUSANDS)

	<u>FY 1950</u> <u>FY 1996</u>	<u>FY 1997</u>	<u>FY 1998</u>	<u>FY 1999</u>	<u>FY 2000</u>	<u>FY 2001</u>
<u>WORLDWIDE</u>	<u>17,375,405</u>	<u>97,687</u>	<u>381,617</u>	<u>187,573</u>	<u>183,244</u>	<u>244,208</u>
<u>EAST ASIA AND PACIFIC</u>	<u>541</u>	<u>326</u>	<u>50</u>	<u>32</u>	<u>18</u>	<u>1</u>
CAMBODIA	-	36	12	-	-	-
JAPAN	-	-	-	-	-	-
KOREA (SEOUL)	1	-	-	-	-	-
SINGAPORE	6	290	38	*	1	1
TAIWAN	533	-	-	-	-	-
THAILAND	-	-	-	32	18	*
<u>NEAR EAST AND SOUTH ASIA</u>	<u>17,114,002</u>	<u>83,078</u>	<u>376,008</u>	<u>152,918</u>	<u>174,825</u>	<u>179,695</u>
AFGHANISTAN	-	-	-	-	-	-
BAHRAIN	20,636	264	141	25	6	43
EGYPT	714,943	45,569	27,303	61,946	93,341	48,942
IRAN	594	-	-	-	-	-
ISRAEL	2,581	-	-	-	315	9,939
JORDAN	985	-	-	-	-	-
KUWAIT	144,820	488	15	2,435	352	64
LIBYA	1,344	-	-	-	-	-
MOROCCO	11	3	49	63	2,985	5,991
OMAN	1,511	-	-	-	-	-
SAUDI ARABIA	16,226,574	36,754	348,499	88,449	77,825	114,715
YEMEN	2	-	-	-	-	-
<u>EUROPE</u>	<u>109,525</u>	<u>6,830</u>	<u>584</u>	<u>29,845</u>	<u>5,298</u>	<u>60,143</u>
FRANCE	29	-	-	-	-	-
GERMANY	40,443	422	584	28,235	5,298	60,143
GREECE	9	-	-	-	-	-
KAZAKHSTAN	-	-	-	-	-	-
KYRGYZSTAN	-	-	-	-	-	-
UNITED KINGDOM	69,044	6,408	*	1,609	-	-
<u>AFRICA</u>	<u>35,319</u>	<u>1,491</u>	<u>826</u>	<u>1,051</u>	<u>879</u>	<u>602</u>
BOTSWANA	24	57	90	10	14	-
BURUNDI	2	-	3	-	-	-
CAMEROON	224	70	315	56	33	20
CAPE VERDE	49	2	113	40	8	16
CENTRAL AFRICAN REP	176	*	*	1	30	30
CHAD	21	6	13	2	60	208
DJIBOUTI	569	160	7	2	3	-
EQUATORIAL GUINEA	19	-	-	-	-	-
ERITREA	-	361	31	410	483	-
ETHIOPIA	-	172	15	3	-	-
GABON	164	-	-	-	-	-
GAMBIA	77	-	-	-	-	-
GHANA	557	105	13	186	152	41

TOTALS MAY NOT ADD DUE TO ROUNDING

* LESS THAN \$500

FOREIGN MILITARY CONSTRUCTION SALES DELIVERIES

(DOLLARS IN THOUSANDS)

<u>FY 2002</u>	<u>FY 2003</u>	<u>FY 2004</u>	<u>FY 2005</u>	<u>FY 2006</u>	<u>FY 1950</u> <u>FY 2006</u>	
215,610	245,278	280,950	349,525	322,748	19,883,845	<u>WORLDWIDE</u>
286	-	-	1	279	1,535	<u>EAST ASIA AND PACIFIC</u>
286	-	-	-	-	48	CAMBODIA
-	-	-	-	-	286	JAPAN
-	-	-	-	-	1	KOREA (SEOUL)
-	-	-	-	-	336	SINGAPORE
-	-	-	1	279	814	TAIWAN
-	-	-	-	-	50	THAILAND
210,700	236,452	263,332	347,464	320,991	19,459,466	<u>NEAR EAST AND SOUTH ASIA</u>
-	20,072	113,403	170,220	164,534	468,229	AFGHANISTAN
*	-	-	-	-	21,116	BAHRAIN
43,371	95,909	69,707	32,818	33,554	1,267,403	EGYPT
-	-	-	-	-	594	IRAN
76,140	63,815	60,176	99,256	61,303	373,526	ISRAEL
-	-	-	-	4,117	5,102	JORDAN
*	7	-	13,428	3,241	164,850	KUWAIT
-	-	-	-	-	1,344	LIBYA
332	-	-	-	-	9,434	MOROCCO
-	-	-	-	110	1,621	OMAN
90,857	56,649	20,047	31,743	54,132	17,146,245	SAUDI ARABIA
-	-	-	-	-	2	YEMEN
820	4,209	3,356	1,039	153	221,800	<u>EUROPE</u>
-	-	-	-	-	29	FRANCE
769	152	1,957	286	31	138,319	GERMANY
-	-	-	-	-	9	GREECE
51	1,957	1,369	652	1	4,030	KAZAKHSTAN
-	-	-	101	120	221	KYRGYZSTAN
-	2,099	29	-	*	79,190	UNITED KINGDOM
1,437	324	266	734	559	43,488	<u>AFRICA</u>
-	-	-	-	-	194	BOTSWANA
-	-	-	-	-	5	BURUNDI
79	7	3	3	9	818	CAMEROON
1	35	1	48	1	316	CAPE VERDE
2	4	-	-	1	243	CENTRAL AFRICAN REP
123	15	8	5	10	469	CHAD
55	-	-	-	*	796	DJIBOUTI
-	-	-	-	-	19	EQUATORIAL GUINEA
-	-	19	-	-	1,303	ERITREA
-	-	-	-	-	189	ETHIOPIA
-	-	-	-	-	164	GABON
-	-	-	-	-	77	GAMBIA
104	89	6	5	8	1,265	GHANA

TOTALS MAY NOT ADD DUE TO ROUNDING

* LESS THAN \$500

FOREIGN MILITARY CONSTRUCTION SALES DELIVERIES (CONTINUED)

(DOLLARS IN THOUSANDS)

	<u>FY 1950</u> <u>FY 1996</u>	<u>FY 1997</u>	<u>FY 1998</u>	<u>FY 1999</u>	<u>FY 2000</u>	<u>FY 2001</u>
<u>AFRICA (CONTINUED)</u>						
GUINEA	110	-	-	-	-	-
IVORY COAST	692	24	106	12	11	-
KENYA	62	390	2	3	52	32
LESOTHO	70	67	20	2	3	7
LIBERIA	7,300	-	-	-	-	-
MADAGASCAR	177	-	-	-	-	-
MALAWI	276	*	*	203	17	-
MALI	112	*	-	1	1	1
MAURITANIA	326	-	-	-	-	-
MOZAMBIQUE	-	-	-	-	-	2
NIGER	4,110	-	-	-	-	20
NIGERIA	-	-	-	-	-	-
RWANDA	105	-	2	-	-	*
SAO TOME & PRINCIPE	-	-	-	-	-	-
SENEGAL	2,599	50	92	115	6	64
SEYCHELLES	13	15	4	-	3	-
SIERRA LEONE	608	-	-	-	-	-
SOMALIA	350	-	-	-	-	-
SUDAN	16,484	-	-	-	-	-
TOGO	2	-	-	-	-	-
UGANDA	42	11	*	6	4	160
<u>WESTERN HEMISPHERE</u>	<u>116,018</u>	<u>5,963</u>	<u>4,148</u>	<u>3,668</u>	<u>2,224</u>	<u>3,767</u>
ANTIGUA & BARBUDA	20	-	-	38	23	163
ARGENTINA	-	-	-	-	4	67
BARBADOS	383	44	238	-	-	-
BOLIVIA - INTL NARC	10,511	777	521	60	224	146
CANADA	519	-	-	-	-	-
COLOMBIA	1,950	107	547	408	110	*
COLOMBIA - INTL NARC	7,489	1,640	585	157	991	2,550
COSTA RICA	752	-	-	-	-	-
ECUADOR	-	-	-	-	-	-
ECUADOR - INTL NARC	81	896	68	15	-	-
EL SALVADOR	54,851	1,126	1,431	1,660	523	316
GUATEMALA	2,021	-	-	-	-	-
HAITI	-	-	-	-	40	294
HONDURAS	30,152	1,374	759	1,330	310	198
MEXICO	7,203	-	-	-	-	-
PANAMA	-	-	-	-	-	32
ST VINCENT + GREN.	85	-	-	-	-	-
<u>INTERNATL. ORG. AND VARIOUS</u>	<u>-</u>	<u>-</u>	<u>*</u>	<u>59</u>	<u>*</u>	<u>-</u>

TOTALS MAY NOT ADD DUE TO ROUNDING

* LESS THAN \$500

FOREIGN MILITARY CONSTRUCTION SALES DELIVERIES (CONTINUED)

(DOLLARS IN THOUSANDS)

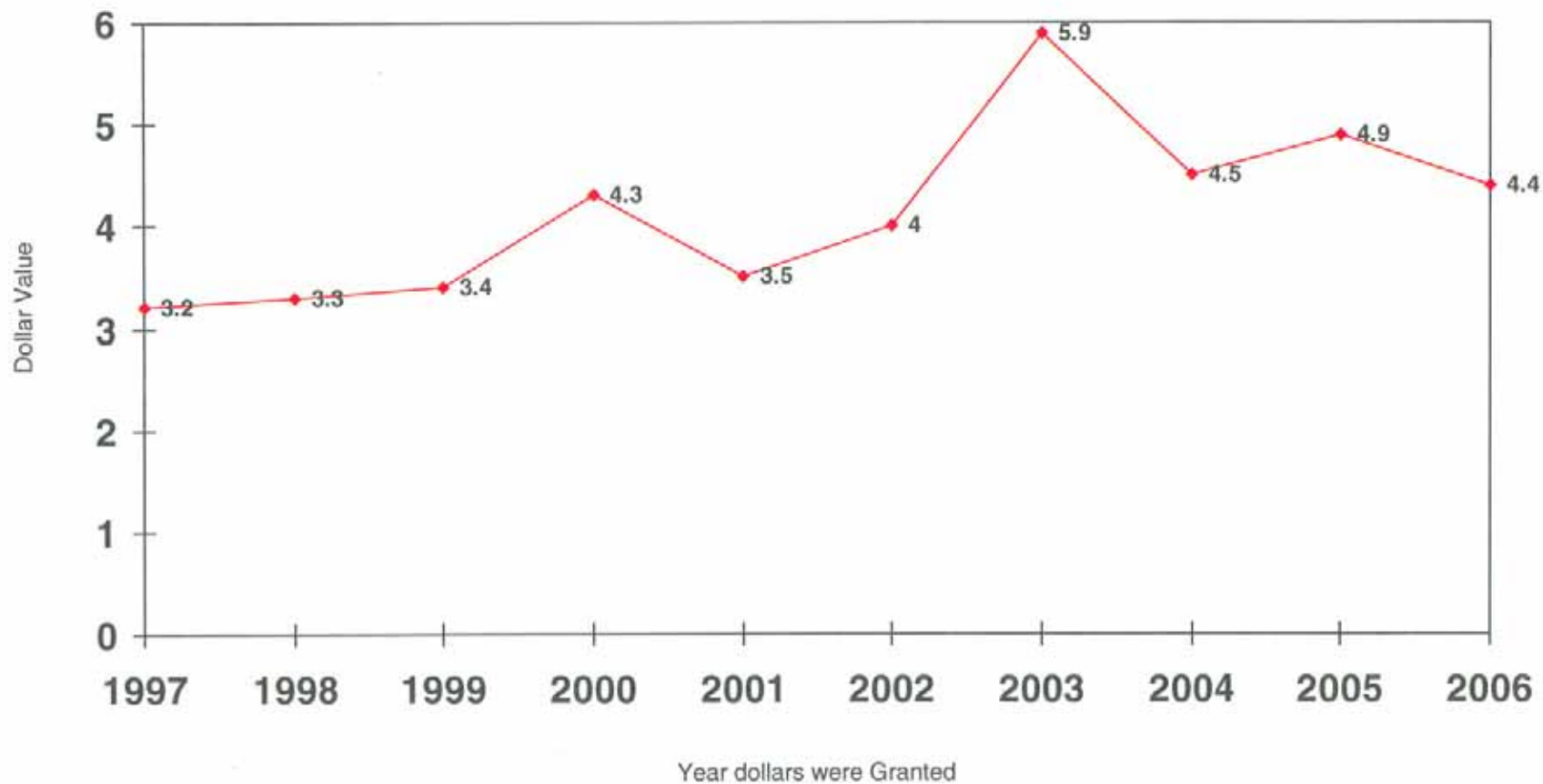
<u>FY 2002</u>	<u>FY 2003</u>	<u>FY 2004</u>	<u>FY 2005</u>	<u>FY 2006</u>	<u>FY 1950</u> <u>FY 2006</u>	
-	-	-	-	-	110	AFRICA (CONTINUED)
-	-	-	-	-	845	GUINEA
*	-	62	34	392	1,029	IVORY COAST
18	-	-	-	-	187	KENYA
-	-	-	-	-	7,300	LESOTHO
-	-	-	-	-	177	LIBERIA
-	-	-	-	6	502	MADAGASCAR
-	-	-	-	-	115	MALAWI
-	-	-	-	-	326	MALI
110	38	23	534	50	756	MAURITANIA
324	4	15	13	60	4,545	MOZAMBIQUE
-	52	44	38	7	141	NIGER
574	20	8	38	4	752	NIGERIA
-	-	-	2	6	8	RWANDA
47	61	79	13	4	3,131	SAO TOME & PRINCIPE
-	-	-	-	-	35	SENEGAL
-	-	-	-	-	608	SEYCHELLES
-	-	-	-	-	350	SIERRA LEONE
-	-	-	-	-	16,484	SOMALIA
-	-	-	-	-	2	SUDAN
-	-	-	-	-	225	TOGO
-	-	-	-	-	-	UGANDA
<u>2,367</u>	<u>4,293</u>	<u>13,996</u>	<u>286</u>	<u>766</u>	<u>157,497</u>	WESTERN HEMISPHERE
-	-	-	-	-	244	ANTIGUA & BARBUDA
34	346	-	-	-	452	ARGENTINA
-	-	-	-	-	665	BARBADOS
1	48	133	126	10	12,556	BOLIVIA - INTL NARC
-	-	-	-	-	519	CANADA
*	-	-	-	-	3,122	COLOMBIA
2,184	368	69	85	14	16,132	COLOMBIA - INTL NARC
-	-	-	-	-	752	COSTA RICA
120	3,383	13,732	48	11	17,294	ECUADOR
10	-	-	-	-	1,070	ECUADOR - INTL NARC
-	59	-	21	732	60,718	EL SALVADOR
-	-	-	-	-	2,021	GUATEMALA
-	-	-	-	-	333	HAITI
-	89	62	7	-	34,280	HONDURAS
-	-	-	-	-	7,203	MEXICO
17	-	-	-	-	50	PANAMA
-	-	-	-	-	85	ST VINCENT + GREN.
-	-	-	-	-	59	INTERNATL. ORG. AND VARIOUS

TOTALS MAY NOT ADD DUE TO ROUNDING

* LESS THAN \$500

PAGE INTENTIONALLY LEFT BLANK

FOREIGN MILITARY FINANCING PROGRAM (Dollars in Billions)



FOREIGN MILITARY FINANCING PROGRAM

(DOLLARS IN THOUSANDS)

	<u>FY 1950</u> <u>FY 1996</u>	<u>FY 1997</u>	<u>FY 1998</u>	<u>FY 1999</u>	<u>FY 2000</u>	<u>FY 2001</u>
<u>WORLDWIDE</u>	<u>91,061,357</u>	<u>3,530,286</u>	<u>3,419,707</u>	<u>3,370,240</u>	<u>4,332,802</u>	<u>3,535,429</u>
PAYMENT WAIVED	49,389,171	3,232,786	3,319,707	3,370,240	4,332,802	3,535,429
DOD DIRECT	13,863,686	297,500	100,000	-	-	-
DOD GUARANTY	27,808,500	-	-	-	-	-
<u>EAST ASIA AND PACIFIC</u>	<u>5,004,254</u>	<u>1,000</u>	<u>-</u>	<u>1,500</u>	<u>2,137</u>	<u>7,416</u>
PAYMENT WAIVED	373,505	1,000	-	1,500	2,137	7,416
DOD DIRECT	1,123,949	-	-	-	-	-
DOD GUARANTY	3,506,800	-	-	-	-	-
<u>AUSTRALIA</u>	<u>115,586</u>	<u>-</u>	<u>-</u>	<u>-</u>	<u>-</u>	<u>-</u>
DOD DIRECT	115,586	-	-	-	-	-
<u>CAMBODIA</u>	<u>4,050</u>	<u>1,000</u>	<u>-</u>	<u>-</u>	<u>-</u>	<u>-</u>
PAYMENT WAIVED	4,050	1,000	-	-	-	-
<u>EAST TIMOR</u>	<u>-</u>	<u>-</u>	<u>-</u>	<u>-</u>	<u>-</u>	<u>-</u>
PAYMENT WAIVED	-	-	-	-	-	-
<u>FIJI</u>	<u>-</u>	<u>-</u>	<u>-</u>	<u>500</u>	<u>350</u>	<u>-</u>
PAYMENT WAIVED	-	-	-	500	350	-
<u>INDONESIA</u>	<u>377,340</u>	<u>-</u>	<u>-</u>	<u>-</u>	<u>-</u>	<u>-</u>
PAYMENT WAIVED	-	-	-	-	-	-
DOD DIRECT	84,140	-	-	-	-	-
DOD GUARANTY	293,200	-	-	-	-	-
<u>JAPAN</u>	<u>34,772</u>	<u>-</u>	<u>-</u>	<u>-</u>	<u>-</u>	<u>-</u>
DOD DIRECT	34,772	-	-	-	-	-
<u>KOREA (SEOUL)</u>	<u>2,348,573</u>	<u>-</u>	<u>-</u>	<u>-</u>	<u>-</u>	<u>-</u>
DOD DIRECT	454,390	-	-	-	-	-
DOD GUARANTY	1,894,183	-	-	-	-	-
<u>LAOS</u>	<u>500</u>	<u>-</u>	<u>-</u>	<u>-</u>	<u>-</u>	<u>-</u>
PAYMENT WAIVED	500	-	-	-	-	-
<u>MALAYSIA</u>	<u>176,910</u>	<u>-</u>	<u>-</u>	<u>-</u>	<u>-</u>	<u>348</u>
PAYMENT WAIVED	-	-	-	-	-	348
DOD DIRECT	38,071 A/	-	-	-	-	-
DOD GUARANTY	138,838	-	-	-	-	-
<u>MONGOLIA</u>	<u>-</u>	<u>-</u>	<u>-</u>	<u>-</u>	<u>350</u>	<u>2,332</u>
PAYMENT WAIVED	-	-	-	-	350	2,332

TOTALS MAY NOT ADD DUE TO ROUNDING

* LESS THAN \$500

FOREIGN MILITARY FINANCING PROGRAM

(DOLLARS IN THOUSANDS)

<u>FY 2002</u>	<u>FY 2003</u>	<u>FY 2004</u>	<u>FY 2005</u>	<u>FY 2006</u>	<u>FY 1950</u> <u>FY 2006</u>	
4,031,500	5,955,370	4,583,922	4,956,262	4,449,864	133,226,739	<u>WORLDWIDE</u>
4,031,500	5,955,370	4,583,922	4,956,262	4,449,864	91,157,053	PAYMENT WAIVED
-	-	-	-	-	14,261,186	DOD DIRECT
-	-	-	-	-	27,808,500	DOD GUARANTY
48,800	55,190	24,676	36,537	37,867	5,219,377	<u>EAST ASIA AND PACIFIC</u>
48,800	55,190	24,676	36,537	37,867	588,628	PAYMENT WAIVED
-	-	-	-	-	1,123,949	DOD DIRECT
-	-	-	-	-	3,506,800	DOD GUARANTY
-	-	-	-	-	115,586	<u>AUSTRALIA</u>
-	-	-	-	-	115,586	DOD DIRECT
-	-	-	992	990	7,032	<u>CAMBODIA</u>
-	-	-	992	990	7,032	PAYMENT WAIVED
-	1,990	2,420	1,023	990	6,423	<u>EAST TIMOR</u>
-	1,990	2,420	1,023	990	6,423	PAYMENT WAIVED
-	-	-	248	494	1,592	<u>FIJI</u>
-	-	-	248	494	1,592	PAYMENT WAIVED
-	-	-	-	990	378,330	<u>INDONESIA</u>
-	-	-	-	990	990	PAYMENT WAIVED
-	-	-	-	-	84,140	DOD DIRECT
-	-	-	-	-	293,200	DOD GUARANTY
-	-	-	-	-	34,772	<u>JAPAN</u>
-	-	-	-	-	34,772	DOD DIRECT
-	-	-	-	-	2,348,573	<u>KOREA (SEOUL)</u>
-	-	-	-	-	454,390	DOD DIRECT
-	-	-	-	-	1,894,183	DOD GUARANTY
-	-	-	-	-	500	<u>LAOS</u>
-	-	-	-	-	500	PAYMENT WAIVED
-	-	-	-	-	177,258	<u>MALAYSIA</u>
-	-	-	-	-	348	PAYMENT WAIVED
-	-	-	-	-	38,071	DOD DIRECT
-	-	-	-	-	138,838	DOD GUARANTY
2,000	1,340	995	2,778	2,970	12,765	<u>MONGOLIA</u>
2,000	1,340	995	2,778	2,970	12,765	PAYMENT WAIVED

TOTALS MAY NOT ADD DUE TO ROUNDING

* LESS THAN \$500

FOREIGN MILITARY FINANCING PROGRAM (CONTINUED)

(DOLLARS IN THOUSANDS)

	<u>FY 1950</u> <u>FY 1996</u>	<u>FY 1997</u>	<u>FY 1998</u>	<u>FY 1999</u>	<u>FY 2000</u>	<u>FY 2001</u>
<u>EAST ASIA AND PACIFIC (CONTINUED)</u>						
NEW ZEALAND	1,492	-	-	-	-	-
DOD DIRECT	1,492	-	-	-	-	-
REP OF PHILIPPINES	710,038	-	-	1,000	1,437	2,342
PAYMENT WAIVED	365,938 A/	-	-	1,000	1,437	2,342
DOD DIRECT	8,600 B/	-	-	-	-	-
DOD GUARANTY	335,500	-	-	-	-	-
SINGAPORE	17,221	-	-	-	-	-
DOD GUARANTY	17,221	-	-	-	-	-
TAIWAN	547,726	-	-	-	-	-
DOD DIRECT	187,866	-	-	-	-	-
DOD GUARANTY	359,860	-	-	-	-	-
THAILAND	670,047	-	-	-	-	598
PAYMENT WAIVED	3,017	-	-	-	-	598
DOD DIRECT	199,031	-	-	-	-	-
DOD GUARANTY	467,999	-	-	-	-	-
TONGA	-	-	-	-	-	-
PAYMENT WAIVED	-	-	-	-	-	-
UNTAET	-	-	-	-	-	1,796
PAYMENT WAIVED	-	-	-	-	-	1,796
<u>NEAR EAST AND SOUTH ASIA</u>	<u>66,245,491</u>	<u>3,130,045</u>	<u>3,152,050</u>	<u>3,263,200</u>	<u>4,249,415</u>	<u>3,354,204</u>
PAYMENT WAIVED	45,680,418	3,130,045	3,152,050	3,263,200	4,249,415	3,354,204
DOD DIRECT	3,585,294	-	-	-	-	-
DOD GUARANTY	16,979,779	-	-	-	-	-
AFGHANISTAN	-	-	-	-	-	-
PAYMENT WAIVED	-	-	-	-	-	-
BAHRAIN	1,500	-	-	-	-	-
PAYMENT WAIVED	1,500	-	-	-	-	-
BANGLADESH	-	-	1,250	800	-	-
PAYMENT WAIVED	-	-	1,250	800	-	-
EGYPT E/	21,053,510	1,300,000	1,300,000	1,300,000	1,300,000	1,297,140
PAYMENT WAIVED	16,503,510	1,300,000	1,300,000	1,300,000	1,300,000	1,297,140
DOD GUARANTY	4,550,000	-	-	-	-	-

TOTALS MAY NOT ADD DUE TO ROUNDING

* LESS THAN \$500

FOREIGN MILITARY FINANCING PROGRAM (CONTINUED)

(DOLLARS IN THOUSANDS)

<u>FY 2002</u>	<u>FY 2003</u>	<u>FY 2004</u>	<u>FY 2005</u>	<u>FY 2006</u>	<u>FY 1950</u> <u>FY 2006</u>	
-	-	-	-	-	1,492	NEW ZEALAND
-	-	-	-	-	1,492	DOD DIRECT
44,000	49,870	19,880	29,760	29,700	888,027	REP OF PHILIPPINES
44,000	49,870	19,880	29,760	29,700	543,927	PAYMENT WAIVED
-	-	-	-	-	8,600	DOD DIRECT
-	-	-	-	-	335,500	DOD GUARANTY
-	-	-	-	-	17,221	SINGAPORE
-	-	-	-	-	17,221	DOD GUARANTY
-	-	-	-	-	547,726	TAIWAN
-	-	-	-	-	187,866	DOD DIRECT
-	-	-	-	-	359,860	DOD GUARANTY
1,800	1,990	881	1,488	1,485	678,289	THAILAND
1,800	1,990	881	1,488	1,485	11,259	PAYMENT WAIVED
-	-	-	-	-	199,031	DOD DIRECT
-	-	-	-	-	467,999	DOD GUARANTY
-	-	500	248	248	996	TONGA
-	-	500	248	248	996	PAYMENT WAIVED
1,000	-	-	-	-	2,796	UNTAET
1,000	-	-	-	-	2,796	PAYMENT WAIVED
3,661,200	5,583,550	4,224,187	4,567,378	4,139,399	105,570,119	NEAR EAST AND SOUTH ASIA
3,661,200	5,583,550	4,224,187	4,567,378	4,139,399	85,005,045	PAYMENT WAIVED
-	-	-	-	-	3,585,294	DOD DIRECT
-	-	-	-	-	16,979,779	DOD GUARANTY
50,000	191,000	414,077	396,800	-	1,051,877	AFGHANISTAN
50,000	191,000	414,077	396,800	-	1,051,877	PAYMENT WAIVED
28,500	90,000	24,682	18,847	15,593	179,122	BAHRAIN
28,500	90,000	24,682	18,847	15,593	179,122	PAYMENT WAIVED
-	-	500	248	990	3,788	BANGLADESH
-	-	500	248	990	3,788	PAYMENT WAIVED
1,300,000	1,291,550	1,292,330	1,289,600	1,287,000	34,011,130	EGYPT E/
1,300,000	1,291,550	1,292,330	1,289,600	1,287,000	29,461,130	PAYMENT WAIVED
-	-	-	-	-	4,550,000	DOD GUARANTY

TOTALS MAY NOT ADD DUE TO ROUNDING

* LESS THAN \$500

FOREIGN MILITARY FINANCING PROGRAM (CONTINUED)

(DOLLARS IN THOUSANDS)

	<u>FY 1950</u> <u>FY 1996</u>	<u>FY 1997</u>	<u>FY 1998</u>	<u>FY 1999</u>	<u>FY 2000</u>	<u>FY 2001</u>
<u>NEAR EAST AND SOUTH ASIA (CONTINUED)</u>						
INDIA	27,310	-	-	-	-	-
PAYMENT WAIVED	-	-	-	-	-	-
DOD DIRECT	27,310	-	-	-	-	-
IRAN	496,407	-	-	-	-	-
DOD DIRECT	175,705	-	-	-	-	-
DOD GUARANTY	320,701	-	-	-	-	-
ISRAEL E/F/	39,419,104	1,800,000	1,800,000	1,860,000	2,820,000	1,975,644
PAYMENT WAIVED	28,214,860	1,800,000	1,800,000	1,860,000	2,820,000	1,975,644
DOD DIRECT	1,667,103	-	-	-	-	-
DOD GUARANTY	9,537,142	-	-	-	-	-
JORDAN	1,121,079	30,045	50,000	95,900	124,915	74,835
PAYMENT WAIVED	243,394	30,045	50,000	95,900	124,915	74,835
DOD DIRECT	227,048	-	-	-	-	-
DOD GUARANTY	650,637	-	-	-	-	-
LEBANON	243,668	-	-	-	-	-
PAYMENT WAIVED	-	-	-	-	-	-
DOD DIRECT	9,168	-	-	-	-	-
DOD GUARANTY	234,500	-	-	-	-	-
MOROCCO	665,952	-	-	4,000	1,500	2,495
PAYMENT WAIVED	196,415	-	-	4,000	1,500	2,495
DOD DIRECT	101,787	-	-	-	-	-
DOD GUARANTY	367,750	-	-	-	-	-
NEPAL	-	-	800	500	-	597
PAYMENT WAIVED	-	-	800	500	-	597
OMAN	203,640	-	-	-	-	-
PAYMENT WAIVED	4,500	-	-	-	-	-
DOD DIRECT	49,140	-	-	-	-	-
DOD GUARANTY	150,000	-	-	-	-	-
PAKISTAN	2,190,526	-	-	-	-	-
PAYMENT WAIVED	444,369	-	-	-	-	-
DOD DIRECT	1,184,311	-	-	-	-	-
DOD GUARANTY	561,847	-	-	-	-	-
SAUDI ARABIA	254,167	-	-	-	-	-
DOD DIRECT	65,222	-	-	-	-	-
DOD GUARANTY	188,945	-	-	-	-	-

TOTALS MAY NOT ADD DUE TO ROUNDING

* LESS THAN \$500

FOREIGN MILITARY FINANCING PROGRAM (CONTINUED)

(DOLLARS IN THOUSANDS)

<u>FY 2002</u>	<u>FY 2003</u>	<u>FY 2004</u>	<u>FY 2005</u>	<u>FY 2006</u>	<u>FY 1950</u> <u>FY 2006</u>	
800	-	-	-	-	28,110	INDIA
800	-	-	-	-	800	PAYMENT WAIVED
-	-	-	-	-	27,310	DOD DIRECT
-	-	-	-	-	496,407	IRAN
-	-	-	-	-	175,705	DOD DIRECT
-	-	-	-	-	320,701	DOD GUARANTY
2,040,000	3,086,350	2,147,256	2,202,240	2,257,200	61,407,794	ISRAEL E/F/
2,040,000	3,086,350	2,147,256	2,202,240	2,257,200	50,203,550	PAYMENT WAIVED
-	-	-	-	-	1,667,103	DOD DIRECT
-	-	-	-	-	9,537,142	DOD GUARANTY
100,000	604,000	204,785	304,352	207,900	2,917,811	JORDAN
100,000	604,000	204,785	304,352	207,900	2,040,126	PAYMENT WAIVED
-	-	-	-	-	227,048	DOD DIRECT
-	-	-	-	-	650,637	DOD GUARANTY
-	-	-	-	29,663	273,331	LEBANON
-	-	-	-	29,663	29,663	PAYMENT WAIVED
-	-	-	-	-	9,168	DOD DIRECT
-	-	-	-	-	234,500	DOD GUARANTY
3,500	5,200	9,940	15,128	12,375	720,090	MOROCCO
3,500	5,200	9,940	15,128	12,375	250,553	PAYMENT WAIVED
-	-	-	-	-	101,787	DOD DIRECT
-	-	-	-	-	367,750	DOD GUARANTY
14,000	3,150	3,975	1,000	-	24,022	NEPAL
14,000	3,150	3,975	1,000	-	24,022	PAYMENT WAIVED
25,000	81,000	24,850	19,840	13,860	368,190	OMAN
25,000	81,000	24,850	19,840	13,860	169,050	PAYMENT WAIVED
-	-	-	-	-	49,140	DOD DIRECT
-	-	-	-	-	150,000	DOD GUARANTY
75,000	224,500	74,560	298,000	297,000	3,159,586	PAKISTAN
75,000	224,500	74,560	298,000	297,000	1,413,429	PAYMENT WAIVED
-	-	-	-	-	1,184,311	DOD DIRECT
-	-	-	-	-	561,847	DOD GUARANTY
-	-	-	-	-	254,167	SAUDI ARABIA
-	-	-	-	-	65,222	DOD DIRECT
-	-	-	-	-	188,945	DOD GUARANTY

TOTALS MAY NOT ADD DUE TO ROUNDING

* LESS THAN \$500

FOREIGN MILITARY FINANCING PROGRAM (CONTINUED)

(DOLLARS IN THOUSANDS)

	FY 1950 FY 1996	FY 1997	FY 1998	FY 1999	FY 2000	FY 2001
<u>NEAR EAST AND SOUTH ASIA (CONTINUED)</u>						
SRI LANKA	2,308	-	-	-	-	-
PAYMENT WAIVED	-	-	-	-	-	-
DOD DIRECT	308	-	-	-	-	-
DOD GUARANTY	2,000	-	-	-	-	-
TUNISIA	554,063	-	-	2,000	3,000	3,493
PAYMENT WAIVED	71,871 A/	-	-	2,000	3,000	3,493
DOD DIRECT	78,192	-	-	-	-	-
DOD GUARANTY	404,000	-	-	-	-	-
YEMEN	12,257	-	-	-	-	-
PAYMENT WAIVED	-	-	-	-	-	-
DOD GUARANTY	12,257	-	-	-	-	-
<u>EUROPE</u>	<u>17,012,703</u>	<u>364,809</u>	<u>244,957</u>	<u>90,700</u>	<u>67,000</u>	<u>148,330</u>
PAYMENT WAIVED	2,415,694	67,309	144,957	90,700	67,000	148,330
DOD DIRECT	8,518,009	297,500	100,000	-	-	-
DOD GUARANTY	6,079,000	-	-	-	-	-
ALBANIA	2,525	100	1,700	4,000	1,600	8,631
PAYMENT WAIVED	2,525	100	1,700	4,000	1,600	8,631
ARMENIA	-	-	-	-	-	-
PAYMENT WAIVED	-	-	-	-	-	-
AUSTRIA	15,713	-	-	-	-	-
DOD DIRECT	15,713	-	-	-	-	-
AZERBAIJAN	-	-	-	-	-	-
PAYMENT WAIVED	-	-	-	-	-	-
BELGIUM	7,793	-	-	-	-	-
DOD DIRECT	7,793	-	-	-	-	-
BOSNIA-HERZEGOVINA	-	-	-	4,000	-	5,986
PAYMENT WAIVED	-	-	-	4,000	-	5,986
BULGARIA	4,275	3,000	4,200	9,400	5,000	13,470
PAYMENT WAIVED	4,275	3,000	4,200	9,400	5,000	13,470
CROATIA	-	-	-	-	4,000	3,991
PAYMENT WAIVED	-	-	-	-	4,000	3,991

TOTALS MAY NOT ADD DUE TO ROUNDING

* LESS THAN \$500

FOREIGN MILITARY FINANCING PROGRAM (CONTINUED)

(DOLLARS IN THOUSANDS)

<u>FY 2002</u>	<u>FY 2003</u>	<u>FY 2004</u>	<u>FY 2005</u>	<u>FY 2006</u>	<u>FY 1950</u> <u>FY 2006</u>
-	-	2,495	496	990	6,289
-	-	2,495	496	990	3,981
-	-	-	-	-	308
-	-	-	-	-	2,000
4,400	4,900	9,827	10,407	8,413	600,503
4,400	4,900	9,827	10,407	8,413	118,310
-	-	-	-	-	78,192
-	-	-	-	-	404,000
20,000	1,900	14,910	10,420	8,415	67,902
20,000	1,900	14,910	10,420	8,415	55,645
-	-	-	-	-	12,257
275,000	253,640	191,998	220,274	146,708	19,016,120
275,000	253,640	191,998	220,274	146,708	4,021,610
-	-	-	-	-	8,915,509
-	-	-	-	-	6,079,000
4,000	7,900	5,000	2,976	3,465	41,897
4,000	7,900	5,000	2,976	3,465	41,897
4,000	5,000	2,485	7,936	3,960	23,381
4,000	5,000	2,485	7,936	3,960	23,381
-	-	-	-	-	15,713
-	-	-	-	-	15,713
4,000	5,000	2,485	7,936	3,960	23,381
4,000	5,000	2,485	7,936	3,960	23,381
-	-	-	-	-	7,793
-	-	-	-	-	7,793
2,250	2,400	18,400	8,480	8,910	50,426
2,250	2,400	18,400	8,480	8,910	50,426
8,500	19,000	8,450	6,944	9,900	92,139
8,500	19,000	8,450	6,944	9,900	92,139
5,000	5,500	-	-	-	18,491
5,000	5,500	-	-	-	18,491

NEAR EAST AND SOUTH ASIA (CONTINUED)

SRI LANKA
PAYMENT WAIVED
DOD DIRECT
DOD GUARANTY

TUNISIA
PAYMENT WAIVED
DOD DIRECT
DOD GUARANTY

YEMEN
PAYMENT WAIVED
DOD GUARANTY

EUROPE
PAYMENT WAIVED
DOD DIRECT
DOD GUARANTY

ALBANIA
PAYMENT WAIVED

ARMENIA
PAYMENT WAIVED

AUSTRIA
DOD DIRECT

AZERBAIJAN
PAYMENT WAIVED

BELGIUM
DOD DIRECT

BOSNIA-HERZEGOVINA
PAYMENT WAIVED

BULGARIA
PAYMENT WAIVED

CROATIA
PAYMENT WAIVED

TOTALS MAY NOT ADD DUE TO ROUNDING

* LESS THAN \$500

FOREIGN MILITARY FINANCING PROGRAM (CONTINUED)

(DOLLARS IN THOUSANDS)

	<u>FY 1950</u> <u>FY 1996</u>	<u>FY 1997</u>	<u>FY 1998</u>	<u>FY 1999</u>	<u>FY 2000</u>	<u>FY 2001</u>
<u>EUROPE (CONTINUED)</u>						
CZECH REPUBLIC	8,900	9,087	16,250	7,100	6,000	8,981
PAYMENT WAIVED	8,900	9,087	16,250	7,100	6,000	8,981
ESTONIA	2,206	1,500	8,300	4,700	4,000	6,186
PAYMENT WAIVED	2,206	1,500	8,300	4,700	4,000	6,186
FRANCE	80,392	-	-	-	-	-
DOD DIRECT	80,392	-	-	-	-	-
GEORGIA	-	700	5,350	7,950	3,000	4,490
PAYMENT WAIVED	-	700	5,350	7,950	3,000	4,490
GREECE	6,241,380	122,500	-	-	-	-
PAYMENT WAIVED	89,871	-	-	-	-	-
DOD DIRECT	4,075,909	122,500	-	-	-	-
DOD GUARANTY	2,075,600	-	-	-	-	-
HUNGARY	3,450	10,087	16,600	7,100	6,000	8,981
PAYMENT WAIVED	3,450	10,087	16,600	7,100	6,000	8,981
ITALY	292	-	-	-	-	-
DOD DIRECT	292	-	-	-	-	-
KAZAKHSTAN	-	1,500	2,250	1,800	1,500	1,896
PAYMENT WAIVED	-	1,500	2,250	1,800	1,500	1,896
KYRGYZSTAN	-	800	1,350	1,550	1,000	1,846
PAYMENT WAIVED	-	800	1,350	1,550	1,000	1,846
LATVIA	2,206	1,500	6,950	4,700	4,000	5,188
PAYMENT WAIVED	2,206	1,500	6,950	4,700	4,000	5,188
LITHUANIA	2,206	1,500	6,950	4,700	4,600	6,486
PAYMENT WAIVED	2,206	1,500	6,950	4,700	4,600	6,486
MACEDONIA (FYROM)	750	1,648	19,257	6,000	-	13,619
PAYMENT WAIVED	750	1,648	19,257	6,000	-	13,619
MALTA	-	-	-	300	450	2,993
PAYMENT WAIVED	-	-	-	300	450	2,993
MOLDOVA	-	800	3,450	1,250	1,250	1,795
PAYMENT WAIVED	-	800	3,450	1,250	1,250	1,795

TOTALS MAY NOT ADD DUE TO ROUNDING

* LESS THAN \$500

FOREIGN MILITARY FINANCING PROGRAM (CONTINUED)

(DOLLARS IN THOUSANDS)

<u>FY 2002</u>	<u>FY 2003</u>	<u>FY 2004</u>	<u>FY 2005</u>	<u>FY 2006</u>	<u>FY 1950</u> <u>FY 2006</u>	
						<u>EUROPE (CONTINUED)</u>
10,000	25,900	7,869	5,952	3,957	109,995	CZECH REPUBLIC
10,000	25,900	7,869	5,952	3,957	109,995	PAYMENT WAIVED
6,250	9,250	5,979	4,960	4,451	57,781	ESTONIA
6,250	9,250	5,979	4,960	4,451	57,781	PAYMENT WAIVED
-	-	-	-	-	80,392	FRANCE
-	-	-	-	-	80,392	DOD DIRECT
55,500	6,900	12,000	11,904	11,880	119,674	GEORGIA
55,500	6,900	12,000	11,904	11,880	119,674	PAYMENT WAIVED
-	-	-	-	-	6,363,880	GREECE
-	-	-	-	-	89,871	PAYMENT WAIVED
-	-	-	-	-	4,198,409	DOD DIRECT
-	-	-	-	-	2,075,600	DOD GUARANTY
10,000	18,900	6,938	5,951	2,474	96,481	HUNGARY
10,000	18,900	6,938	5,951	2,474	96,481	PAYMENT WAIVED
-	-	-	-	-	292	ITALY
-	-	-	-	-	292	DOD DIRECT
4,750	2,900	2,980	4,960	3,465	28,001	KAZAKHSTAN
4,750	2,900	2,980	4,960	3,465	28,001	PAYMENT WAIVED
11,000	3,900	4,075	1,984	1,881	29,386	KYRGYZSTAN
11,000	3,900	4,075	1,984	1,881	29,386	PAYMENT WAIVED
6,250	9,250	6,986	4,960	5,940	57,930	LATVIA
6,250	9,250	6,986	4,960	5,940	57,930	PAYMENT WAIVED
6,593	10,500	6,389	5,456	4,455	59,835	LITHUANIA
6,593	10,500	6,389	5,456	4,455	59,835	PAYMENT WAIVED
10,500	11,900	7,950	5,208	3,960	80,792	MACEDONIA (FYROM)
10,500	11,900	7,950	5,208	3,960	80,792	PAYMENT WAIVED
-	5,000	-	-	-	8,743	MALTA
-	5,000	-	-	-	8,743	PAYMENT WAIVED
1,250	1,000	990	446	495	12,726	MOLDOVA
1,250	1,000	990	446	495	12,726	PAYMENT WAIVED

TOTALS MAY NOT ADD DUE TO ROUNDING

* LESS THAN \$500

FOREIGN MILITARY FINANCING PROGRAM (CONTINUED)

(DOLLARS IN THOUSANDS)

	<u>FY 1950</u> <u>FY 1996</u>	<u>FY 1997</u>	<u>FY 1998</u>	<u>FY 1999</u>	<u>FY 2000</u>	<u>FY 2001</u>
<u>EUROPE (CONTINUED)</u>						
NETHERLANDS	2,200	-	-	-	-	-
DOD DIRECT	2,200	-	-	-	-	-
POLAND	17,475	12,587	124,700	6,600	8,000	12,274
PAYMENT WAIVED	17,475	12,587	24,700	6,600	8,000	12,274
DOD DIRECT	-	-	100,000	-	-	-
PORTUGAL	798,700	-	-	-	-	-
PAYMENT WAIVED	384,635	-	-	-	-	-
DOD DIRECT	271,565	-	-	-	-	-
DOD GUARANTY	142,500	-	-	-	-	-
ROMANIA	9,275	6,500	13,900	6,500	6,200	16,962
PAYMENT WAIVED	9,275	6,500	13,900	6,500	6,200	16,962
RUSSIA	-	2,250	2,250	-	-	-
PAYMENT WAIVED	-	2,250	2,250	-	-	-
SLOVAKIA	3,550	6,000	3,200	3,200	2,800	11,135
PAYMENT WAIVED	3,550	6,000	3,200	3,200	2,800	11,135
SLOVENIA	400	1,000	2,500	2,600	2,000	5,487
PAYMENT WAIVED	400	1,000	2,500	2,600	2,000	5,487
SPAIN	2,415,100	-	-	-	-	-
DOD DIRECT	890,100	-	-	-	-	-
DOD GUARANTY	1,525,000	-	-	-	-	-
TAJIKISTAN	-	-	-	-	-	-
PAYMENT WAIVED	-	-	-	-	-	-
TURKEY	7,393,915	175,000	-	-	-	-
PAYMENT WAIVED	1,883,970	-	-	-	-	-
DOD DIRECT	3,174,045	A/ 175,000	-	-	-	-
DOD GUARANTY	2,335,900	-	-	-	-	-
TURKMENISTAN	-	500	450	600	600	699
PAYMENT WAIVED	-	500	450	600	600	699
UKRAINE	-	5,250	3,800	5,000	3,250	4,789
PAYMENT WAIVED	-	5,250	3,800	5,000	3,250	4,789

TOTALS MAY NOT ADD DUE TO ROUNDING

* LESS THAN \$500

FOREIGN MILITARY FINANCING PROGRAM (CONTINUED)

(DOLLARS IN THOUSANDS)

FY 2002	FY 2003	FY 2004	FY 2005	FY 2006	FY 1950 FY 2006	
-	-	-	-	-	2,200	NETHERLANDS
-	-	-	-	-	2,200	DOD DIRECT
12,000	27,900	33,000	76,470	29,700	360,706	POLAND
12,000	27,900	33,000	76,470	29,700	260,706	PAYMENT WAIVED
-	-	-	-	-	100,000	DOD DIRECT
-	-	-	-	-	798,700	PORTUGAL
-	-	-	-	-	384,635	PAYMENT WAIVED
-	-	-	-	-	271,565	DOD DIRECT
-	-	-	-	-	142,500	DOD GUARANTY
9,000	24,900	8,950	13,412	12,870	128,469	ROMANIA
9,000	24,900	8,950	13,412	12,870	128,469	PAYMENT WAIVED
-	-	-	-	-	4,500	RUSSIA
-	-	-	-	-	4,500	PAYMENT WAIVED
8,250	14,500	6,603	4,959	3,960	68,157	SLOVAKIA
8,250	14,500	6,603	4,959	3,960	68,157	PAYMENT WAIVED
4,000	4,000	1,974	1,486	494	25,941	SLOVENIA
4,000	4,000	1,974	1,486	494	25,941	PAYMENT WAIVED
-	-	-	-	-	2,415,100	SPAIN
-	-	-	-	-	890,100	DOD DIRECT
-	-	-	-	-	1,525,000	DOD GUARANTY
3,700	-	1,995	496	495	6,686	TAJIKISTAN
3,700	-	1,995	496	495	6,686	PAYMENT WAIVED
48,000	17,350	35,000	33,728	14,850	7,717,843	TURKEY
48,000	17,350	35,000	33,728	14,850	2,032,898	PAYMENT WAIVED
-	-	-	-	-	3,349,045	DOD DIRECT
-	-	-	-	-	2,335,900	DOD GUARANTY
-	690	500	694	297	5,030	TURKMENISTAN
-	690	500	694	297	5,030	PAYMENT WAIVED
4,000	5,500	5,000	2,976	10,890	50,455	UKRAINE
4,000	5,500	5,000	2,976	10,890	50,455	PAYMENT WAIVED

TOTALS MAY NOT ADD DUE TO ROUNDING

* LESS THAN \$500

FOREIGN MILITARY FINANCING PROGRAM (CONTINUED)

(DOLLARS IN THOUSANDS)

	<u>FY 1950</u> <u>FY 1996</u>	<u>FY 1997</u>	<u>FY 1998</u>	<u>FY 1999</u>	<u>FY 2000</u>	<u>FY 2001</u>
<u>EUROPE (CONTINUED)</u>						
UZBEKISTAN	-	1,000	1,550	1,650	1,750	2,445
PAYMENT WAIVED	-	1,000	1,550	1,650	1,750	2,445
<u>AFRICA</u>						
	<u>712,900</u>	<u>9,249</u>	<u>17,350</u>	<u>8,200</u>	<u>10,250</u>	<u>18,697</u>
PAYMENT WAIVED	127,488	9,249	17,350	8,200	10,250	18,697
DOD DIRECT	147,734	-	-	-	-	-
DOD GUARANTY	437,677	-	-	-	-	-
ANGOLA	2,000	-	-	-	-	-
PAYMENT WAIVED	2,000	-	-	-	-	-
BENIN	327	-	3,200	-	-	-
PAYMENT WAIVED	327	-	3,200	-	-	-
BOTSWANA	23,396	-	-	-	-	1,597
PAYMENT WAIVED	5,396	-	-	-	-	1,597
DOD DIRECT	5,000	-	-	-	-	-
DOD GUARANTY	13,000	-	-	-	-	-
BURUNDI	315	-	-	-	-	-
PAYMENT WAIVED	315	-	-	-	-	-
CAMEROON	27,428	-	-	-	-	-
PAYMENT WAIVED	1,028	-	-	-	-	-
DOD DIRECT	5,000	-	-	-	-	-
DOD GUARANTY	21,400	-	-	-	-	-
CAPE VERDE	2,085	-	-	-	-	-
PAYMENT WAIVED	2,085	-	-	-	-	-
CENTRAL AFRICAN REP	370	-	-	-	-	-
PAYMENT WAIVED	370	-	-	-	-	-
CHAD	4,646	-	-	-	-	-
PAYMENT WAIVED	4,646	-	-	-	-	-
COMOROS	85	-	-	-	-	-
PAYMENT WAIVED	85	-	-	-	-	-
CONGO (BRAZZAVILLE)	13	-	-	-	-	-
PAYMENT WAIVED	13	-	-	-	-	-

TOTALS MAY NOT ADD DUE TO ROUNDING

* LESS THAN \$500

FOREIGN MILITARY FINANCING PROGRAM (CONTINUED)

(DOLLARS IN THOUSANDS)

<u>FY 2002</u>	<u>FY 2003</u>	<u>FY 2004</u>	<u>FY 2005</u>	<u>FY 2006</u>	<u>FY 1950</u> <u>FY 2006</u>	
36,207	8,600	-	-	-	53,202	EUROPE (CONTINUED)
36,207	8,600	-	-	-	53,202	UZBEKISTAN
						PAYMENT WAIVED
34,300	28,550	22,947	23,918	15,840	902,201	AFRICA
34,300	28,550	22,947	23,918	15,840	316,789	PAYMENT WAIVED
-	-	-	-	-	147,734	DOD DIRECT
-	-	-	-	-	437,677	DOD GUARANTY
-	150	200	-	200	2,550	ANGOLA
-	150	200	-	200	2,550	PAYMENT WAIVED
-	-	-	-	200	3,727	BENIN
-	-	-	-	200	3,727	PAYMENT WAIVED
1,000	728	500	496	-	27,717	BOTSWANA
1,000	728	500	496	-	9,717	PAYMENT WAIVED
-	-	-	-	-	5,000	DOD DIRECT
-	-	-	-	-	13,000	DOD GUARANTY
-	-	-	-	330	645	BURUNDI
-	-	-	-	330	645	PAYMENT WAIVED
-	150	-	250	290	28,118	CAMEROON
-	150	-	250	290	1,718	PAYMENT WAIVED
-	-	-	-	-	5,000	DOD DIRECT
-	-	-	-	-	21,400	DOD GUARANTY
-	-	-	-	200	2,285	CAPE VERDE
-	-	-	-	200	2,285	PAYMENT WAIVED
-	-	-	-	-	370	CENTRAL AFRICAN REP
-	-	-	-	-	370	PAYMENT WAIVED
-	5	-	2,200	150	7,001	CHAD
-	5	-	2,200	150	7,001	PAYMENT WAIVED
-	-	-	468	470	1,023	COMOROS
-	-	-	468	470	1,023	PAYMENT WAIVED
-	-	-	-	140	153	CONGO (BRAZZAVILLE)
-	-	-	-	140	153	PAYMENT WAIVED

TOTALS MAY NOT ADD DUE TO ROUNDING

* LESS THAN \$500

FOREIGN MILITARY FINANCING PROGRAM (CONTINUED)

(DOLLARS IN THOUSANDS)

	<u>FY 1950</u> <u>FY 1996</u>	<u>FY 1997</u>	<u>FY 1998</u>	<u>FY 1999</u>	<u>FY 2000</u>	<u>FY 2001</u>
<u>AFRICA (CONTINUED)</u>						
CONGO (KINSHASA)	134,536	-	-	-	-	-
PAYMENT WAIVED	2,986	-	-	-	-	-
DOD DIRECT	91,500	-	-	-	-	-
DOD GUARANTY	40,050	-	-	-	-	-
DJIBOUTI	3,581	-	-	-	-	100
PAYMENT WAIVED	3,581	-	-	-	-	100
EQUATORIAL GUINEA	319	-	-	-	-	-
PAYMENT WAIVED	319	-	-	-	-	-
ERITREA	3,273	1,750	1,000	-	-	-
PAYMENT WAIVED	3,273	1,750	1,000	-	-	-
ETHIOPIA	38,230	1,000	1,000	2,900	-	-
PAYMENT WAIVED	2,230	1,000	1,000	2,900	-	-
DOD DIRECT	36,000	-	-	-	-	-
GABON	15,557	-	-	-	-	-
PAYMENT WAIVED	357	-	-	-	-	-
DOD DIRECT	2,000	-	-	-	-	-
DOD GUARANTY	13,200	-	-	-	-	-
GAMBIA	1,950	-	-	-	-	-
PAYMENT WAIVED	1,950	-	-	-	-	-
GHANA	2,035	-	3,300	1,300	-	500
PAYMENT WAIVED	2,035	-	3,300	1,300	-	500
GUINEA	1,440	-	-	-	-	3,000
PAYMENT WAIVED	1,440	-	-	-	-	3,000
GUINEA-BISSAU	2,455	-	-	-	-	-
PAYMENT WAIVED	2,455	-	-	-	-	-
IVORY COAST	2,817	-	1,200	500	-	-
PAYMENT WAIVED	2,817	-	1,200	500	-	-
KENYA	158,379	-	-	-	-	1,000
PAYMENT WAIVED	379	-	-	-	-	1,000
DOD DIRECT	3,000	-	-	-	-	-
DOD GUARANTY	155,000	-	-	-	-	-

TOTALS MAY NOT ADD DUE TO ROUNDING

* LESS THAN \$500

FOREIGN MILITARY FINANCING PROGRAM (CONTINUED)

(DOLLARS IN THOUSANDS)

<u>FY 2002</u>	<u>FY 2003</u>	<u>FY 2004</u>	<u>FY 2005</u>	<u>FY 2006</u>	<u>FY 1950</u> <u>FY 2006</u>	
-	-	-	150	100	134,786	AFRICA (CONTINUED)
-	-	-	150	100	3,236	CONGO (KINSHASA)
-	-	-	-	-	91,500	PAYMENT WAIVED
-	-	-	-	-	40,050	DOD DIRECT
1,500	13,400	6,378	4,468	4,060	33,487	DOD GUARANTY
1,500	13,400	6,378	4,468	4,060	33,487	DJIBOUTI
-	-	-	-	-	319	PAYMENT WAIVED
-	-	-	-	-	319	EQUATORIAL GUINEA
-	200	240	-	-	6,463	PAYMENT WAIVED
-	200	240	-	-	6,463	ERITREA
2,800	4,285	2,480	7,050	1,980	61,725	PAYMENT WAIVED
2,800	4,285	2,480	7,050	1,980	25,725	ETHIOPIA
-	-	-	-	-	36,000	PAYMENT WAIVED
-	8	-	150	350	16,065	DOD DIRECT
-	8	-	150	350	865	GABON
-	-	-	-	-	2,000	PAYMENT WAIVED
-	-	-	-	-	13,200	DOD DIRECT
-	-	-	-	-	1,950	DOD GUARANTY
-	-	-	-	-	1,950	GAMBIA
1,050	680	737	696	645	10,943	PAYMENT WAIVED
1,050	680	737	696	645	10,943	GHANA
-	-	-	84	200	4,724	PAYMENT WAIVED
-	-	-	84	200	4,724	GUINEA
-	-	-	-	-	2,455	PAYMENT WAIVED
-	-	-	-	-	2,455	GUINEA-BISSAU
-	-	-	-	-	4,517	PAYMENT WAIVED
-	-	-	-	-	4,517	IVORY COAST
15,000	1,500	8,635	-	-	184,514	PAYMENT WAIVED
15,000	1,500	8,635	-	-	26,514	KENYA
-	-	-	-	-	3,000	PAYMENT WAIVED
-	-	-	-	-	155,000	DOD DIRECT
						DOD GUARANTY

TOTALS MAY NOT ADD DUE TO ROUNDING

* LESS THAN \$500

FOREIGN MILITARY FINANCING PROGRAM (CONTINUED)

(DOLLARS IN THOUSANDS)

	<u>FY 1950</u> <u>FY 1996</u>	<u>FY 1997</u>	<u>FY 1998</u>	<u>FY 1999</u>	<u>FY 2000</u>	<u>FY 2001</u>
AFRICA (CONTINUED)						
LESOTHO	200	-	-	-	-	-
PAYMENT WAIVED	200	-	-	-	-	-
LIBERIA	28,515	-	-	-	-	-
PAYMENT WAIVED	-	-	-	-	-	-
DOD DIRECT	4,851	-	-	-	-	-
DOD GUARANTY	23,664	-	-	-	-	-
MADAGASCAR	561	-	-	-	-	-
PAYMENT WAIVED	561	-	-	-	-	-
MALAWI	1,491	569	900	-	-	-
PAYMENT WAIVED	1,491	569	900	-	-	-
MALI	895	-	1,600	600	-	200
PAYMENT WAIVED	847	-	1,600	600	-	200
DOD DIRECT	48	-	-	-	-	-
MAURITIUS	650	-	-	-	-	-
PAYMENT WAIVED	650	-	-	-	-	-
MOZAMBIQUE	600	-	-	-	-	-
PAYMENT WAIVED	600	-	-	-	-	-
NAMIBIA	4,370	-	-	-	-	-
PAYMENT WAIVED	4,370	-	-	-	-	-
NIGER	11,169	-	-	-	-	-
PAYMENT WAIVED	5,669 A/	-	-	-	-	-
DOD GUARANTY	5,500	-	-	-	-	-
NIGERIA	369	-	-	-	10,000	10,000
PAYMENT WAIVED	34	-	-	-	10,000	10,000
DOD DIRECT	335	-	-	-	-	-
RWANDA	3,079	-	-	-	-	-
PAYMENT WAIVED	1,579	-	-	-	-	-
DOD GUARANTY	1,500	-	-	-	-	-
SAO TOME & PRINCIPE	585	-	-	-	-	-
PAYMENT WAIVED	585	-	-	-	-	-

TOTALS MAY NOT ADD DUE TO ROUNDING

* LESS THAN \$500

FOREIGN MILITARY FINANCING PROGRAM (CONTINUED)

(DOLLARS IN THOUSANDS)

<u>FY 2002</u>	<u>FY 2003</u>	<u>FY 2004</u>	<u>FY 2005</u>	<u>FY 2006</u>	<u>FY 1950</u> <u>FY 2006</u>	
-	-	-	-	50	250	AFRICA (CONTINUED)
-	-	-	-	50	250	LESOTHO
-	-	-	-	-	-	PAYMENT WAIVED
-	-	-	2,976	2,230	33,721	LIBERIA
-	-	-	2,976	2,230	5,206	PAYMENT WAIVED
-	-	-	-	-	4,851	DOD DIRECT
-	-	-	-	-	23,664	DOD GUARANTY
-	-	-	950	520	2,031	MADAGASCAR
-	-	-	950	520	2,031	PAYMENT WAIVED
-	-	-	150	250	3,360	MALAWI
-	-	-	150	250	3,360	PAYMENT WAIVED
-	-	-	-	-	3,295	MALI
-	-	-	-	-	3,247	PAYMENT WAIVED
-	-	-	-	-	48	DOD DIRECT
-	-	-	-	270	920	MAURITIUS
-	-	-	-	270	920	PAYMENT WAIVED
-	40	-	625	570	1,835	MOZAMBIQUE
-	40	-	625	570	1,835	PAYMENT WAIVED
-	-	-	-	-	4,370	NAMIBIA
-	-	-	-	-	4,370	PAYMENT WAIVED
-	-	-	-	-	11,169	NIGER
-	-	-	-	-	5,669	PAYMENT WAIVED
-	-	-	-	-	5,500	DOD GUARANTY
6,000	-	-	-	1,065	27,434	NIGERIA
6,000	-	-	-	1,065	27,099	PAYMENT WAIVED
-	-	-	-	-	335	DOD DIRECT
-	-	-	-	-	3,079	RWANDA
-	-	-	-	-	1,579	PAYMENT WAIVED
-	-	-	-	-	1,500	DOD GUARANTY
-	500	-	-	125	1,210	SAO TOME & PRINCIPE
-	500	-	-	125	1,210	PAYMENT WAIVED

TOTALS MAY NOT ADD DUE TO ROUNDING

* LESS THAN \$500

FOREIGN MILITARY FINANCING PROGRAM (CONTINUED)

(DOLLARS IN THOUSANDS)

	<u>FY 1950</u> <u>FY 1996</u>	<u>FY 1997</u>	<u>FY 1998</u>	<u>FY 1999</u>	<u>FY 2000</u>	<u>FY 2001</u>
<u>AFRICA (CONTINUED)</u>						
SENEGAL	22,553	1,965	900	2,600	-	800
PAYMENT WAIVED	14,553 A/	1,965	900	2,600	-	800
DOD GUARANTY	8,000	-	-	-	-	-
SEYCHELLES	555	-	-	-	-	-
PAYMENT WAIVED	555	-	-	-	-	-
SIERRA LEONE	3,048 A/	-	-	-	-	-
PAYMENT WAIVED	3,048	-	-	-	-	-
SOMALIA	55,066	-	-	-	-	-
DOD GUARANTY	55,066	-	-	-	-	-
SOUTH AFRICA	-	-	350	300	250	1,000
PAYMENT WAIVED	-	-	350	300	250	1,000
SUDAN	148,275	-	-	-	-	-
PAYMENT WAIVED	46,977	-	-	-	-	-
DOD GUARANTY	101,297	-	-	-	-	-
SWAZILAND	-	-	-	-	-	-
PAYMENT WAIVED	-	-	-	-	-	-
TANZANIA	150	-	-	-	-	-
PAYMENT WAIVED	150	-	-	-	-	-
TOGO	348	-	-	-	-	-
PAYMENT WAIVED	348	-	-	-	-	-
UGANDA	2,495	3,965	3,900	-	-	-
PAYMENT WAIVED	2,495	3,965	3,900	-	-	-
ZAMBIA	450	-	-	-	-	500
PAYMENT WAIVED	450	-	-	-	-	500
ZIMBABWE	2,240	-	-	-	-	-
PAYMENT WAIVED	2,240	-	-	-	-	-
WESTERN HEMISPHERE	1,876,666	2,000	5,350	6,640	4,000	6,682
PAYMENT WAIVED	606,033	2,000	5,350	6,640	4,000	6,682
DOD DIRECT	465,390	-	-	-	-	-
DOD GUARANTY	805,243	-	-	-	-	-

TOTALS MAY NOT ADD DUE TO ROUNDING

* LESS THAN \$500

FOREIGN MILITARY FINANCING PROGRAM (CONTINUED)

(DOLLARS IN THOUSANDS)

<u>FY 2002</u>	<u>FY 2003</u>	<u>FY 2004</u>	<u>FY 2005</u>	<u>FY 2006</u>	<u>FY 1950</u> <u>FY 2006</u>	
250	730	987	496	725	32,006	AFRICA (CONTINUED)
250	730	987	496	725	24,006	SENEGAL
-	-	-	-	-	8,000	PAYMENT WAIVED
-	-	-	-	-	-	DOD GUARANTY
-	-	-	325	270	1,150	SEYCHELLES
-	-	-	325	270	1,150	PAYMENT WAIVED
-	40	300	-	100	3,488	SIERRA LEONE
-	40	300	-	100	3,488	PAYMENT WAIVED
-	-	-	-	-	55,066	SOMALIA
-	-	-	-	-	55,066	DOD GUARANTY
6,700	5,950	-	-	-	14,550	SOUTH AFRICA
6,700	5,950	-	-	-	14,550	PAYMENT WAIVED
-	-	-	-	-	148,275	SUDAN
-	-	-	-	-	46,977	PAYMENT WAIVED
-	-	-	-	-	101,297	DOD GUARANTY
-	3	-	200	100	303	SWAZILAND
-	3	-	200	100	303	PAYMENT WAIVED
-	-	-	-	-	150	TANZANIA
-	-	-	-	-	150	PAYMENT WAIVED
-	20	200	-	200	768	TOGO
-	20	200	-	200	768	PAYMENT WAIVED
-	60	2,290	1,984	50	14,744	UGANDA
-	60	2,290	1,984	50	14,744	PAYMENT WAIVED
-	100	-	200	-	1,250	ZAMBIA
-	100	-	200	-	1,250	PAYMENT WAIVED
-	-	-	-	-	2,240	ZIMBABWE
-	-	-	-	-	2,240	PAYMENT WAIVED
12,200	34,440	120,114	108,155	110,051	2,286,297	WESTERN HEMISPHERE
12,200	34,440	120,114	108,155	110,051	1,015,664	PAYMENT WAIVED
-	-	-	-	-	465,390	DOD DIRECT
-	-	-	-	-	805,243	DOD GUARANTY

TOTALS MAY NOT ADD DUE TO ROUNDING

* LESS THAN \$500

FOREIGN MILITARY FINANCING PROGRAM (CONTINUED)

(DOLLARS IN THOUSANDS)

	<u>FY 1950</u> <u>FY 1996</u>	<u>FY 1997</u>	<u>FY 1998</u>	<u>FY 1999</u>	<u>FY 2000</u>	<u>FY 2001</u>
<u>WESTERN HEMISPHERE (CONTINUED)</u>						
ANTIGUA & BARBUDA	2,487	225	310	410	515	640
PAYMENT WAIVED	2,487	225	310	410	515	640
ARGENTINA	180,379	-	1,250	1,850	450	998
PAYMENT WAIVED	4,500	-	1,250	1,850	450	998
DOD DIRECT	63,240	-	-	-	-	-
DOD GUARANTY	112,639	-	-	-	-	-
BAHAMAS	115	75	140	130	50	139
PAYMENT WAIVED	115	75	140	130	50	139
BARBADOS	3,102	100	75	75	55	135
PAYMENT WAIVED	3,102	100	75	75	55	135
BELIZE	1,735	75	100	100	100	200
PAYMENT WAIVED	1,735	75	100	100	100	200
BOLIVIA	146,019	-	-	-	250	597
PAYMENT WAIVED	123,019	-	-	-	250	597
DOD DIRECT	8,000	-	-	-	-	-
DOD GUARANTY	15,000	-	-	-	-	-
BOLIVIA - INTL NARC	1,000	-	-	-	-	-
PAYMENT WAIVED	1,000	-	-	-	-	-
BRAZIL	264,617	-	-	-	-	-
DOD DIRECT	111,303	-	-	-	-	-
DOD GUARANTY	153,315	-	-	-	-	-
CHILE	65,524	-	300	400	-	498
PAYMENT WAIVED	-	-	300	400	-	498
DOD DIRECT	61,490	-	-	-	-	-
DOD GUARANTY	4,034	-	-	-	-	-
COLOMBIA	348,256	-	-	-	-	-
PAYMENT WAIVED	188,489	-	-	-	-	-
DOD DIRECT	42,168	-	-	-	-	-
DOD GUARANTY	117,600	-	-	-	-	-
COLOMBIA - INTL NARC	1,996	-	-	-	-	-
PAYMENT WAIVED	1,996	-	-	-	-	-

TOTALS MAY NOT ADD DUE TO ROUNDING

* LESS THAN \$500

FOREIGN MILITARY FINANCING PROGRAM (CONTINUED)

(DOLLARS IN THOUSANDS)

<u>FY 2002</u>	<u>FY 2003</u>	<u>FY 2004</u>	<u>FY 2005</u>	<u>FY 2006</u>	<u>FY 1950</u> <u>FY 2006</u>	
670	-	1,353	528	280	7,418	ANTIGUA & BARBUDA
670	-	1,353	528	280	7,418	PAYMENT WAIVED
1,500	1,990	-	-	-	188,417	ARGENTINA
1,500	1,990	-	-	-	12,538	PAYMENT WAIVED
-	-	-	-	-	63,240	DOD DIRECT
-	-	-	-	-	112,639	DOD GUARANTY
100	90	99	99	792	1,829	BAHAMAS
100	90	99	99	792	1,829	PAYMENT WAIVED
130	-	-	-	-	3,672	BARBADOS
130	-	-	-	-	3,672	PAYMENT WAIVED
200	290	191	698	198	3,887	BELIZE
200	290	191	698	198	3,887	PAYMENT WAIVED
500	1,990	3,976	-	-	153,332	BOLIVIA
500	1,990	3,976	-	-	130,332	PAYMENT WAIVED
-	-	-	-	-	8,000	DOD DIRECT
-	-	-	-	-	15,000	DOD GUARANTY
-	-	-	-	-	1,000	BOLIVIA - INTL NARC
-	-	-	-	-	1,000	PAYMENT WAIVED
-	-	-	-	-	264,617	BRAZIL
-	-	-	-	-	111,303	DOD DIRECT
-	-	-	-	-	153,315	DOD GUARANTY
500	1,690	347	495	592	70,345	CHILE
500	1,690	347	495	592	4,822	PAYMENT WAIVED
-	-	-	-	-	61,490	DOD DIRECT
-	-	-	-	-	4,034	DOD GUARANTY
-	17,100	98,450	99,200	89,100	652,106	COLOMBIA
-	17,100	98,450	99,200	89,100	492,339	PAYMENT WAIVED
-	-	-	-	-	42,168	DOD DIRECT
-	-	-	-	-	117,600	DOD GUARANTY
-	-	-	-	-	1,996	COLOMBIA - INTL NARC
-	-	-	-	-	1,996	PAYMENT WAIVED

TOTALS MAY NOT ADD DUE TO ROUNDING

* LESS THAN \$500

FOREIGN MILITARY FINANCING PROGRAM (CONTINUED)

(DOLLARS IN THOUSANDS)

	<u>FY 1950</u> <u>FY 1996</u>	<u>FY 1997</u>	<u>FY 1998</u>	<u>FY 1999</u>	<u>FY 2000</u>	<u>FY 2001</u>
<u>WESTERN HEMISPHERE (CONTINUED)</u>						
COSTA RICA	5,000	-	-	-	-	-
DOD GUARANTY	5,000	-	-	-	-	-
DOMINICA	1,937	100	115	145	150	291
PAYMENT WAIVED	1,937	100	115	145	150	291
DOMINICAN REPUBLIC	27,774	100	225	370	400	649
PAYMENT WAIVED	4,076	100	225	370	400	649
DOD DIRECT	3,500	-	-	-	-	-
DOD GUARANTY	20,198	-	-	-	-	-
ECUADOR	70,583	-	-	-	-	-
PAYMENT WAIVED	5,619	-	-	-	-	-
DOD DIRECT	8,466	-	-	-	-	-
DOD GUARANTY	56,498	-	-	-	-	-
ECUADOR - INTL NARC	485	-	-	-	-	-
PAYMENT WAIVED	485	-	-	-	-	-
EL SALVADOR	288,403	-	-	-	-	-
PAYMENT WAIVED	177,830	G/	-	-	-	-
DOD DIRECT	13,373	-	-	-	-	-
DOD GUARANTY	97,200	-	-	-	-	-
GRENADA	2,234	100	145	190	165	225
PAYMENT WAIVED	2,234	100	145	190	165	225
GUATEMALA	13,606	-	-	-	-	-
PAYMENT WAIVED	2,887	-	-	-	-	-
DOD DIRECT	9,327	-	-	-	-	-
DOD GUARANTY	1,391	-	-	-	-	-
GUYANA	255	-	100	100	100	124
PAYMENT WAIVED	255	-	100	100	100	124
HAITI	7,098	225	650	300	300	-
PAYMENT WAIVED	4,998	225	650	300	300	-
DOD GUARANTY	2,100	-	-	-	-	-
HONDURAS	109,810	-	-	-	-	-
PAYMENT WAIVED	57,380	-	-	-	-	-
DOD DIRECT	3,000	-	-	-	-	-
DOD GUARANTY	49,430	-	-	-	-	-

TOTALS MAY NOT ADD DUE TO ROUNDING

* LESS THAN \$500

FOREIGN MILITARY FINANCING PROGRAM (CONTINUED)

(DOLLARS IN THOUSANDS)

<u>FY 2002</u>	<u>FY 2003</u>	<u>FY 2004</u>	<u>FY 2005</u>	<u>FY 2006</u>	<u>FY 1950</u> <u>FY 2006</u>	
-	-	-	-	-	5,000	WESTERN HEMISPHERE (CONTINUED)
-	-	-	-	-	5,000	COSTA RICA
						DOD GUARANTY
285	-	280	149	148	3,600	DOMINICA
285	-	280	149	148	3,600	PAYMENT WAIVED
350	300	2,000	992	2,525	35,685	DOMINICAN REPUBLIC
350	300	2,000	992	2,525	11,987	PAYMENT WAIVED
-	-	-	-	-	3,500	DOD DIRECT
-	-	-	-	-	20,198	DOD GUARANTY
3,000	990	-	-	-	74,573	ECUADOR
3,000	990	-	-	-	9,609	PAYMENT WAIVED
-	-	-	-	-	8,466	DOD DIRECT
-	-	-	-	-	56,498	DOD GUARANTY
-	-	-	-	-	485	ECUADOR - INTL NARC
-	-	-	-	-	485	PAYMENT WAIVED
1,000	2,480	5,500	1,488	9,900	308,771	EL SALVADOR
1,000	2,480	5,500	1,488	9,900	198,198	PAYMENT WAIVED
-	-	-	-	-	13,373	DOD DIRECT
-	-	-	-	-	97,200	DOD GUARANTY
210	222	429	149	148	4,217	GRENADA
210	222	429	149	148	4,217	PAYMENT WAIVED
-	-	-	-	-	13,606	GUATEMALA
-	-	-	-	-	2,887	PAYMENT WAIVED
-	-	-	-	-	9,327	DOD DIRECT
-	-	-	-	-	1,391	DOD GUARANTY
200	390	95	99	99	1,562	GUYANA
200	390	95	99	99	1,562	PAYMENT WAIVED
300	390	295	297	988	10,843	HAITI
300	390	295	297	988	8,743	PAYMENT WAIVED
-	-	-	-	-	2,100	DOD GUARANTY
-	168	2,375	1,492	891	114,736	HONDURAS
-	168	2,375	1,492	891	62,306	PAYMENT WAIVED
-	-	-	-	-	3,000	DOD DIRECT
-	-	-	-	-	49,430	DOD GUARANTY

TOTALS MAY NOT ADD DUE TO ROUNDING

* LESS THAN \$500

FOREIGN MILITARY FINANCING PROGRAM (CONTINUED)

(DOLLARS IN THOUSANDS)

	<u>FY 1950</u> <u>FY 1996</u>	<u>FY 1997</u>	<u>FY 1998</u>	<u>FY 1999</u>	<u>FY 2000</u>	<u>FY 2001</u>
WESTERN HEMISPHERE (CONTINUED)						
JAMAICA	8,685	415	450	475	500	584
PAYMENT WAIVED	6,098	415	450	475	500	584
DOD GUARANTY	2,587	-	-	-	-	-
MEXICO	4,298	-	-	-	-	-
DOD DIRECT	4,298	-	-	-	-	-
NICARAGUA	8,000	-	-	-	-	-
PAYMENT WAIVED	-	-	-	-	-	-
DOD GUARANTY	8,000	-	-	-	-	-
PANAMA	22,328	-	-	590	-	-
PAYMENT WAIVED	-	-	-	590	-	-
DOD DIRECT	3,828	-	-	-	-	-
DOD GUARANTY	18,500	-	-	-	-	-
PARAGUAY	957	-	-	-	-	597
PAYMENT WAIVED	250	-	-	-	-	597
DOD DIRECT	318	-	-	-	-	-
DOD GUARANTY	389	-	-	-	-	-
PERU	131,540	-	-	-	-	-
PAYMENT WAIVED	-	-	-	-	-	-
DOD DIRECT	28,978	-	-	-	-	-
DOD GUARANTY	102,562	-	-	-	-	-
PERU - INTL NARC	6,879	-	-	-	-	-
PAYMENT WAIVED	6,879	-	-	-	-	-
ST KITT'S AND NEVIS	1,817	100	130	155	125	260
PAYMENT WAIVED	1,817	100	130	155	125	260
ST LUCIA	2,368	100	160	195	165	275
PAYMENT WAIVED	2,368	100	160	195	165	275
ST VINCENT + GREN.	1,707	100	110	130	125	170
PAYMENT WAIVED	1,707	100	110	130	125	170
SURINAME	75	-	-	-	-	-
PAYMENT WAIVED	75	-	-	-	-	-
TRINIDAD + TOBAGO	2,695	285	290	225	250	300
PAYMENT WAIVED	2,695	285	290	225	250	300

TOTALS MAY NOT ADD DUE TO ROUNDING

* LESS THAN \$500

FOREIGN MILITARY FINANCING PROGRAM (CONTINUED)

(DOLLARS IN THOUSANDS)

FY 2002	FY 2003	FY 2004	FY 2005	FY 2006	FY 1950 FY 2006	WESTERN HEMISPHERE (CONTINUED)
600	690	597	595	1,287	14,878	JAMAICA
600	690	597	595	1,287	12,291	PAYMENT WAIVED
-	-	-	-	-	2,587	DOD GUARANTY
-	-	-	-	-	4,298	MEXICO
-	-	-	-	-	4,298	DOD DIRECT
500	1,000	938	496	594	11,528	NICARAGUA
500	1,000	938	496	594	3,528	PAYMENT WAIVED
-	-	-	-	-	8,000	DOD GUARANTY
-	990	2,000	992	1,980	28,880	PANAMA
-	990	2,000	992	1,980	6,552	PAYMENT WAIVED
-	-	-	-	-	3,828	DOD DIRECT
-	-	-	-	-	18,500	DOD GUARANTY
-	-	-	-	-	1,554	PARAGUAY
-	-	-	-	-	847	PAYMENT WAIVED
-	-	-	-	-	318	DOD DIRECT
-	-	-	-	-	389	DOD GUARANTY
-	990	-	-	-	132,530	PERU
-	990	-	-	-	990	PAYMENT WAIVED
-	-	-	-	-	28,978	DOD DIRECT
-	-	-	-	-	102,562	DOD GUARANTY
-	-	-	-	-	6,879	PERU - INTL NARC
-	-	-	-	-	6,879	PAYMENT WAIVED
260	271	516	140	141	3,914	ST KITTS AND NEVIS
260	271	516	140	141	3,914	PAYMENT WAIVED
275	289	559	148	289	4,823	ST LUCIA
275	289	559	148	289	4,823	PAYMENT WAIVED
170	-	-	-	-	2,512	ST VINCENT + GREN.
170	-	-	-	-	2,512	PAYMENT WAIVED
150	240	114	99	99	777	SURINAME
150	240	114	99	99	777	PAYMENT WAIVED
300	390	-	-	-	4,735	TRINIDAD + TOBAGO
300	390	-	-	-	4,735	PAYMENT WAIVED

TOTALS MAY NOT ADD DUE TO ROUNDING

* LESS THAN \$500

FOREIGN MILITARY FINANCING PROGRAM (CONTINUED)

(DOLLARS IN THOUSANDS)

	<u>FY 1950</u> <u>FY 1996</u>	<u>FY 1997</u>	<u>FY 1998</u>	<u>FY 1999</u>	<u>FY 2000</u>	<u>FY 2001</u>
<u>WESTERN HEMISPHERE (CONTINUED)</u>						
URUGUAY	18,349	-	800	800	300	-
PAYMENT WAIVED	-	-	800	800	300	-
DOD DIRECT	8,349	-	-	-	-	-
DOD GUARANTY	10,000	-	-	-	-	-
VENEZUELA	124,551	-	-	-	-	-
DOD DIRECT	95,751	-	-	-	-	-
DOD GUARANTY	28,800	-	-	-	-	-
<u>NON REGIONAL</u>	<u>180,121</u>	<u>23,183</u>	<u>-</u>	<u>-</u>	<u>-</u>	<u>-</u>
PAYMENT WAIVED	179,921	23,183	-	-	-	-
DOD DIRECT	200	-	-	-	-	-
FMF ADMIN COSTS	180,121	23,183	-	-	-	-
PAYMENT WAIVED	179,921	23,183	-	-	-	-
DOD DIRECT	200	-	-	-	-	-
<u>INTERNATL. ORG. AND VARIOUS</u>	<u>29,222</u>	<u>-</u>	<u>-</u>	<u>-</u>	<u>-</u>	<u>100</u>
PAYMENT WAIVED	6,112	-	-	-	-	100
DOD DIRECT	23,110	-	-	-	-	-

TOTALS MAY NOT ADD DUE TO ROUNDING

* LESS THAN \$500

FOREIGN MILITARY FINANCING PROGRAM (CONTINUED)

(DOLLARS IN THOUSANDS)

<u>FY 2002</u>	<u>FY 2003</u>	<u>FY 2004</u>	<u>FY 2005</u>	<u>FY 2006</u>	<u>FY 1950</u> <u>FY 2006</u>	
1,000	1,490	-	-	-	22,739	<u>WESTERN HEMISPHERE (CONTINUED)</u>
1,000	1,490	-	-	-	4,390	URUGUAY
-	-	-	-	-	8,349	PAYMENT WAIVED
-	-	-	-	-	10,000	DOD DIRECT
-	-	-	-	-	-	DOD GUARANTY
-	-	-	-	-	124,551	VENEZUELA
-	-	-	-	-	95,751	DOD DIRECT
-	-	-	-	-	28,800	DOD GUARANTY
-	-	-	-	-	203,304	<u>NON REGIONAL</u>
-	-	-	-	-	203,104	PAYMENT WAIVED
-	-	-	-	-	200	DOD DIRECT
-	-	-	-	-	203,304	FMF ADMIN COSTS
-	-	-	-	-	203,104	PAYMENT WAIVED
-	-	-	-	-	200	DOD DIRECT
-	-	-	-	-	29,322	<u>INTERNATL. ORG. AND VARIOUS</u>
-	-	-	-	-	6,212	PAYMENT WAIVED
-	-	-	-	-	23,110	DOD DIRECT

TOTALS MAY NOT ADD DUE TO ROUNDING

* LESS THAN \$500

FOREIGN MILITARY FINANCING PROGRAM (CONTINUED)

A/ P.L. 101-513, SECTION 515(B), DATED 5 NOVEMBER 1990, DEOBLIGATED/REOBLIGATED FOREIGN MILITARY FINANCING GRANT AND DIRECT LOAN FUNDS AS FOLLOWS: SUDAN \$3,022,790.00 IN FY 1982; MALAWI \$700 THOUSAND IN FY 1990, FOR A TOTAL OF \$3,722,790.00 IN GRANT DEOBLIGATIONS. THESE GRANT FUNDS WERE REOBLIGATED IN FY 1991 TO THE FOLLOWING COUNTRIES: NIGER \$1,022,790.00; SENEGAL \$2.0 MILLION; SIERRA LEONE \$700 THOUSAND. DIRECT LOANS WERE DEOBLIGATED AS FOLLOWS: MALAYSIA \$4.0 MILLION IN FY 1985, \$1.484 MILLION IN FY 1986; PHILIPPINES \$15.0 MILLION IN FY 1985, \$14.355 MILLION IN FY 1986; TUNISIA \$15.161 MILLION IN FY 1986, FOR A TOTAL OF \$50.0 MILLION. THESE DIRECT LOAN FUNDS WERE REOBLIGATED TO TURKEY IN FY 1991.

B/ P.L. 102-391, DATED 6 OCTOBER 1992, RESCINDED A TOTAL OF \$45.75 MILLION OF FOREIGN MILITARY FINANCING AND MAP MERGER FUNDS. FOREIGN MILITARY FINANCING GRANT FUNDS WERE RESCINDED IN FY 1991 AS FOLLOWS: EQUATORIAL GUINEA \$390 THOUSAND; MALAWI \$2.2 MILLION; PERU INTL NARC \$11,538,261.23; PHILIPPINES \$11,457,429.85, FOR A TOTAL OF \$25.585 MILLION.

C/ EXCLUDES \$50 MILLION FOR ISRAEL ANTI-TERRORISM AND \$6.5 MILLION FOR DEMINING TRANSFERRED FROM THE NONPROLIFERATION, ANTI-TERRORISM, DEMINING AND RELATED PROGRAMS APPROPRIATION TO THE FOREIGN MILITARY FINANCING APPROPRIATION PURSUANT TO THE FY 1997 FOREIGN ASSISTANCE APPROPRIATIONS ACT, P.L.104-208. EXCLUDES \$2.4 MILLION FOR DEMINING TRANSFERRED FROM THE NONPROLIFERATION, ANTI-TERRORISM, DEMINING AND RELATED PROGRAMS APPROPRIATION TO THE FOREIGN MILITARY FINANCING APPROPRIATIONS PURSUANT TO THE FY 1998 FOREIGN ASSISTANCE APPROPRIATIONS ACT, P.L.105-118.

D/ IN FY 1994, P.L. 103-211 RESCINDED \$91,721 THOUSAND OF FOREIGN MILITARY FINANCING AND MAP MERGER FUNDS INVOLVING 29 COUNTRIES AND INTERNATIONAL ORGANIZATIONS AS FOLLOWS: FOREIGN MILITARY FINANCING FUNDS OF \$90,282 THOUSAND AND MAP MERGER FUNDS OF \$439 THOUSAND. SECDEF MESSAGE DTG 261745Z APRIL 1994, SUBJECT: FY 1994 FOREIGN MILITARY FINANCING (FMP) RESCISSION, PROVIDES DETAILS REGARDING COUNTRIES AND FISCAL YEARS AFFECTED BY THIS RESCISSION.

E/ INCLUDES \$1.5 BILLION FOR EGYPT AND \$2.2 BILLION FOR ISRAEL AUTHORIZED BY P.L. 36-38 (SUPPLEMENTAL APPROPRIATIONS ACT, 25 JULY 1979).

F/ INCLUDES \$500.0 MILLION AUTHORIZED BY P.L. 91-441 AND APPROPRIATED BY P.L. 91-665 (SUPPLEMENTAL APPROPRIATIONS ACT, 8 JANUARY 1971) AND \$2,182,664 THOUSAND PURSUANT TO P.L. 93-199 (EMERGENCY SECURITY ASSISTANCE ACT, 26 DECEMBER 1973).

G/ EXCLUDES \$13.0 MILLION OF FY 1991 GRANTS ORIGINALLY ALLOCATED TO EL SALVADOR WHICH WERE TRANSFERRED TO THE FUND FOR CEASE-FIRE MONITORING, DEMOBILIZATION, AND TRANSITION TO PEACE PURSUANT TO SECTION 531(F) OF P.L. 101-513.

TOTALS MAY NOT ADD DUE TO ROUNDING

* LESS THAN \$500

PAGE INTENTIONALLY LEFT BLANK

COMMERCIAL EXPORTS LICENSED UNDER ARMS EXPORT CONTROL ACT

(DOLLARS IN THOUSANDS)

	<u>FY 1950</u> <u>FY 1996</u>	<u>FY 1997</u>	<u>FY 1998</u>	<u>FY 1999</u>	<u>FY 2000</u>	<u>FY 2001</u>
<u>WORLDWIDE</u>	<u>73,233,963</u>	<u>1,818,273</u>	<u>2,044,935</u>	<u>654,253</u>	<u>477,639</u>	<u>821,151</u>
<u>EAST ASIA AND PACIFIC</u>	<u>22,412,580</u>	<u>718,846</u>	<u>618,427</u>	<u>186,535</u>	<u>106,931</u>	<u>143,171</u>
AUSTRALIA	2,532,261	61,484	71,076	18,650	10,923	21,655
BRUNEI	39,374	20,906	21,369	337	45	2
CAMBODIA	5	39	-	-	-	-
CANTON & ENDERBURY I	6	-	-	-	-	-
CHINA	186,725	111	389	-	-	-
EAST TIMOR	-	-	-	-	-	-
FIJI	1,606	-	-	-	-	-
FRENCH POLYNESIA(FR)	11,709	1	-	-	-	-
HONG KONG	219,383	284	1,388	1,103	393	783
INDONESIA	278,071	4,442	4,349	630	-	63
JAPAN	10,764,047	249,298	249,498	118,542	64,663	66,715
KIRIBATI (GILBERT IS)	3,396	-	-	-	-	-
KOREA (SEOUL)	3,223,678	47,079	60,105	10,711	10,946	15,476
LAOS	4	-	-	-	-	-
MACAU	778	49	30	74	2	-
MALAYSIA	566,074	34,790	2,900	2,811	349	1,201
MONGOLIA	-	-	-	-	-	-
MYANMAR	19,472	-	-	-	-	-
NAURU	236	-	-	-	2	-
NEW CALEDONIA (FR)	3,455	8	16	2	29	-
NEW ZEALAND	253,605	7,525	6,766	2,130	284	308
NIUE	107	-	-	-	-	-
NORFOLK ISLAND(AUST)	*	-	-	-	-	-
PALAU	-	-	-	-	-	-
PAPUA NEW GUINEA	2,885	1	76	58	28	-
PITCAIRN (UK)	*	-	-	-	-	-
REP OF PHILIPPINES	141,262	559	1,583	815	867	53
SINGAPORE	992,421	12,215	3,087	10,873	2,172	4,285
SOLOMON ISLANDS	304	74	74	-	-	-
TAIWAN	2,469,748	261,136	173,055	15,500	15,392	29,127
THAILAND	701,747	18,846	22,666	4,299	836	3,503
TOKELAU	18	-	-	-	-	-
TONGA	94	-	-	-	-	-
TUVALU	9	-	-	-	-	-
VANUATU	15	-	-	-	-	-
VIETNAM	80	*	-	-	-	-
WESTERN SAMOA	4	-	-	-	-	-
<u>NEAR EAST AND SOUTH ASIA</u>	<u>12,184,112</u>	<u>42,263</u>	<u>39,400</u>	<u>20,096</u>	<u>35,321</u>	<u>15,592</u>
AFGHANISTAN	597	-	-	-	-	-
ALGERIA	113,342	37	375	-	-	368
BAHRAIN	28,272	98	122	152	22	342
BANGLADESH	17,614	342	3,256	181	95	285

TOTALS MAY NOT ADD DUE TO ROUNDING

* LESS THAN \$500

COMMERCIAL EXPORTS LICENSED UNDER ARMS EXPORT CONTROL ACT

(DOLLARS IN THOUSANDS)

<u>FY 2002</u>	<u>FY 2003</u>	<u>FY 2004</u>	<u>FY 2005</u>	<u>FY 2006</u>	<u>FY 1950</u> <u>FY 2006</u>	
340,931	2,727,502	7,895,344	30,145,728	31,604,690	151,764,409	<u>WORLDWIDE</u>
190,817	1,066,701	3,064,942	8,066,375	11,825,181	48,400,506	<u>EAST ASIA AND PACIFIC</u>
3,429	95,396	269,565	709,468	514,874	4,308,781	AUSTRALIA
-	98	1,105	2,041	3,644	88,921	BRUNEI
-	-	-	195	150	389	CAMBODIA
-	-	-	-	-	6	CANTON & ENDERBURY I
-	-	-	-	404	187,630	CHINA
-	-	21	525	29	575	EAST TIMOR
-	-	-	-	62	1,668	FIJI
-	-	13	2,011	31	13,765	FRENCH POLYNESIA(FR)
384	481	1,722	2,377	2,314	230,612	HONG KONG
20	1,642	9,616	8,522	20,108	327,463	INDONESIA
29,788	902,108	1,646,265	5,229,172	8,385,467	27,705,562	JAPAN
-	-	-	-	-	3,396	KIRIBATI (GILBERT IS)
18,024	27,781	327,660	1,474,645	2,297,565	7,513,670	KOREA (SEOUL)
-	-	-	-	10	14	LAOS
-	85	-	10	-	1,028	MACAU
764	3,781	44,140	24,738	32,958	714,506	MALAYSIA
-	-	3	147	21	171	MONGOLIA
-	-	-	66	-	19,538	MYANMAR
-	-	-	5	-	243	NAURU
-	108	164	397	339	4,518	NEW CALEDONIA (FR)
45	9,747	26,937	38,031	37,073	382,451	NEW ZEALAND
-	-	-	-	53	160	NIUE
-	-	-	-	360	360	NORFOLK ISLAND(AUST)
-	-	-	64	-	64	PALAU
-	-	1	1	4	3,055	PAPUA NEW GUINEA
-	-	-	-	-	*	PITCAIRN (UK)
292	555	388,858	24,522	10,915	570,281	REP OF PHILIPPINES
1,394	7,269	288,858	482,311	484,390	2,289,275	SINGAPORE
-	-	-	-	-	452	SOLOMON ISLANDS
134,864	9,788	34,310	19,699	5,322	3,167,941	TAIWAN
1,813	7,700	25,598	39,321	28,186	854,515	THAILAND
-	-	-	8,097	841	8,956	TOKELAU
-	162	46	-	4	306	TONGA
-	-	-	-	-	9	TUVALU
-	-	-	-	-	15	VANUATU
-	-	-	10	57	147	VIETNAM
-	-	60	-	-	64	WESTERN SAMOA
6,460	108,498	1,301,950	7,283,788	8,931,350	29,968,830	<u>NEAR EAST AND SOUTH ASIA</u>
-	12	3,472	708,793	532,178	1,245,052	AFGHANISTAN
-	119	77,881	276,063	243,368	711,552	ALGERIA
11	246	2,139	921,775	871,438	1,824,617	BAHRAIN
-	512	519	1,095	2,283	26,183	BANGLADESH

TOTALS MAY NOT ADD DUE TO ROUNDING

* LESS THAN \$500

COMMERCIAL EXPORTS LICENSED UNDER ARMS EXPORT CONTROL ACT (CONTINUED)

(DOLLARS IN THOUSANDS)

	FY 1950 FY 1996	FY 1997	FY 1998	FY 1999	FY 2000	FY 2001
<u>NEAR EAST AND SOUTH ASIA (CONTINUED)</u>						
BHUTAN	240	-	-	-	-	-
BR INDIAN OCEAN TERR	353	-	-	-	-	-
EGYPT	1,025,657	5,009	2,395	623	3,796	923
INDIA	471,378	-	-	-	-	-
IRAN	670,767	-	-	-	-	-
IRAQ	4,624	-	-	-	-	-
ISRAEL	6,350,870	12,819	11,508	4,228	26,287	4,019
JORDAN	352,480	873	330	169	64	53
KUWAIT	101,022	287	4,305	3,937	25	82
LEBANON	21,712	808	778	62	127	95
LIBYA	31,318	-	-	-	-	-
MALDIVES	659	-	43	-	-	-
MICRONESIA	-	-	-	-	-	-
MOROCCO	157,556	354	1,617	14	20	556
NEPAL	342	1,139	20	11	73	-
OMAN	48,255	236	199	665	37	176
PAKISTAN	396,200	2,223	346	-	-	-
QATAR	23,570	306	323	682	1,795	-
SAUDI ARABIA	2,030,301	12,121	11,714	7,581	1,909	1,028
SRI LANKA	9,856	659	294	150	-	3,467
SYRIA	1,529	-	-	-	-	-
TUNISIA	111,384	733	184	242	136	590
UNITED ARAB EMIRATES	-	-	1,591	1,399	935	3,608
UNITED ARAB EMIRATES	211,867	3,524	-	-	-	-
YEMEN	2,346	693	-	-	-	-
EUROPE	24,178,943	358,593	919,413	192,081	168,621	144,180
ALBANIA	280	-	-	-	-	-
ANDORRA	183	-	1	-	12	-
ARMENIA	-	-	-	-	-	-
AUSTRIA	109,749	1,148	2,606	786	539	548
AZERBAIJAN	38	-	-	-	-	-
BELGIUM	1,340,711	13,652	9,118	5,766	4,188	3,683
BOSNIA-HERZEGOVINA	45	-	-	-	-	-
BULGARIA	540	-	15	721	523	-
CROATIA	103	59	-	751	-	-
CYPRUS	4,296	68	2	13	-	-
CZECH REPUBLIC	1,710	258	76	37,571	23,300	32,058
CZECHOSLOVAKIA	427	-	-	-	-	-
DENMARK	404,172	4,216	3,991	1,215	522	585
ESTONIA	517	-	*	-	-	-
FAEROE ISLANDS	3	-	-	-	-	1
FINLAND	199,661	1,307	139,408	16,203	469	1,802
FRANCE	1,693,480	8,179	18,646	6,874	6,330	7,319

TOTALS MAY NOT ADD DUE TO ROUNDING

* LESS THAN \$500

COMMERCIAL EXPORTS LICENSED UNDER ARMS EXPORT CONTROL ACT (CONTINUED)

(DOLLARS IN THOUSANDS)

<u>FY 2002</u>	<u>FY 2003</u>	<u>FY 2004</u>	<u>FY 2005</u>	<u>FY 2006</u>	<u>FY 1950</u> <u>FY 2006</u>
-	5	-	-	-	245
-	-	-	28,633	2,051	31,037
42	15,061	166,813	340,532	327,145	1,887,996
-	5,651	15,516	31,891	39,673	564,109
-	-	-	-	-	670,767
-	-	32,123	1,682,926	1,673,519	3,393,192
1,427	16,455	418,883	1,110,223	1,201,424	9,158,144
24	707	19,794	88,369	72,667	535,531
68	9,360	63,773	586,570	1,609,209	2,378,638
-	144	90	142	82	24,040
-	-	-	-	33	31,351
-	-	-	-	68	770
-	-	8	-	-	8
180	1,442	30,350	18,613	22,114	232,815
-	6	71	188	54	1,904
2	839	48,618	7,498	208,737	315,262
-	590	7,492	85,341	182,918	675,109
-	219	1,612	262,079	328,409	618,995
530	36,150	45,709	85,352	124,840	2,357,235
6	110	1,650	466	1,334	17,992
-	-	-	-	-	1,529
190	290	2,775	3,290	21,723	141,537
3,979	20,535	360,820	1,041,638	1,464,928	2,899,433
-	-	-	-	-	215,391
1	45	1,842	2,311	1,155	8,393
<u>94,980</u>	<u>784,006</u>	<u>2,753,960</u>	<u>12,262,192</u>	<u>8,360,451</u>	<u>50,217,420</u>
-	-	24	486	971	1,761
-	-	6	242	16	460
-	-	-	28	270	298
57	312	2,371	5,129	6,948	130,193
-	-	17	72	257	384
19	20,180	46,061	313,022	310,479	2,066,879
-	-	3	873	1,707	2,628
-	128	4,590	3,556	2,749	12,822
-	112	41,567	6,875	817	50,284
-	8	40	4,237	8,069	16,733
11,052	887	-	5,768	4,769	117,448
-	-	5,361	5,769	-	11,557
50	7,044	310,393	75,887	59,746	867,821
3	47	431	421	839	2,259
-	-	-	-	-	4
60	3,333	24,885	28,320	16,916	432,364
12,597	18,948	126,987	393,542	347,148	2,640,050

NEAR EAST AND SOUTH ASIA (CONTINUED)

BHUTAN
BR INDIAN OCEAN TERR
EGYPT
INDIA
IRAN
IRAQ
ISRAEL
JORDAN
KUWAIT
LEBANON
LIBYA
MALDIVES
MICRONESIA
MOROCCO
NEPAL
OMAN
PAKISTAN
QATAR
SAUDI ARABIA
SRI LANKA
SYRIA
TUNISIA
UNITED ARAB EMIRATES
UNITED ARAB EMIRATES
YEMEN

EUROPE
ALBANIA
ANDORRA
ARMENIA
AUSTRIA
AZERBAIJAN
BELGIUM
BOSNIA-HERZEGOVINA
BULGARIA
CROATIA
CYPRUS
CZECH REPUBLIC
CZECHOSLOVAKIA
DENMARK
ESTONIA
FAEROE ISLANDS
FINLAND
FRANCE

TOTALS MAY NOT ADD DUE TO ROUNDING

* LESS THAN \$500

COMMERCIAL EXPORTS LICENSED UNDER ARMS EXPORT CONTROL ACT (CONTINUED)

(DOLLARS IN THOUSANDS)

	FY 1950 FY 1996	FY 1997	FY 1998	FY 1999	FY 2000	FY 2001
<u>EUROPE (CONTINUED)</u>						
GEORGIA	66	66	-	-	625	-
GERMANY	4,258,627	28,820	41,403	12,032	7,728	8,777
GIBRALTAR (UK)	96	-	-	-	-	-
GREECE	1,788,999	2,450	13,626	32,044	2,647	1,511
HUNGARY	1,796	6	30	39	4	-
ICELAND	1,280	12	8	5	1	1
IRELAND	12,799	62	209	394	212	217
ITALY	2,786,713	16,797	20,799	6,346	5,627	10,131
KAZAKHSTAN	6,617	51	-	-	-	-
KYRGYZSTAN	-	-	-	-	-	-
LATVIA	8	-	-	-	-	-
LIECHTENSTEIN	127	-	-	-	-	120
LITHUANIA	6	-	-	-	-	-
LUXEMBOURG	110,277	475	611	297	292	293
MACEDONIA (FYROM)	16	-	-	-	46	120
MALTA	360	-	1	-	-	-
MOLDOVA	15	-	-	-	-	-
MONACO	342	17	4	2	-	-
NETHERLANDS	1,241,310	17,377	10,144	4,703	3,085	5,252
NORWAY	748,021	11,415	3,716	1,841	897	1,954
POLAND	2,588	195	195	546	921	358
PORTUGAL	187,036	970	1,509	819	11,912	1,711
ROMANIA	5,847	18,522	49	189	169	8
RUSSIA	9,830	285	12	34	-	51
SAN MARINO	6	-	-	-	-	-
SERBIA	-	-	-	-	-	-
SERBIA AND MONTENEGR	-	-	-	-	-	-
SLOVAKIA	673	98	-	-	-	47
SLOVENIA	149	150	5	797	-	-
SPAIN	1,091,921	15,175	16,529	4,299	4,443	6,040
SVALBARD & JAN MAYEN	3,543	-	-	-	-	-
SWEDEN	839,449	12,399	15,177	12,657	21,625	5,610
SWITZERLAND	931,869	2,018	3,737	2,352	1,282	1,647
TAJIKISTAN	-	-	-	-	-	-
TURKEY	1,323,979	107,113	567,150	7,751	36,464	27,196
TURKMENISTAN	*	-	-	-	625	-
UK POLARIS PROJECT	-	-	-	-	-	-
UKRAINE	49	5	-	-	-	-
UNION OF SOV SOC REP	21	-	-	-	-	-
UNITED KINGDOM	4,934,031	95,222	50,636	35,034	34,133	27,140
UZBEKISTAN	4	6	-	-	-	-
YUGOSLAVIA	134,557	-	-	-	-	-

TOTALS MAY NOT ADD DUE TO ROUNDING

* LESS THAN \$500

COMMERCIAL EXPORTS LICENSED UNDER ARMS EXPORT CONTROL ACT (CONTINUED)

(DOLLARS IN THOUSANDS)

FY 2002	FY 2003	FY 2004	FY 2005	FY 2006	FY 1950 FY 2006	EUROPE (CONTINUED)
-	-	59	20,462	56,953	78,231	GEORGIA
17,543	41,015	285,608	7,313,971	2,617,465	14,632,990	GERMANY
-	-	-	20	-	116	GIBRALTAR (UK)
56	8,453	162,874	153,424	266,731	2,432,815	GREECE
-	119	10,901	2,401	2,216	17,512	HUNGARY
-	7	1,068	48,565	73,467	124,415	ICELAND
-	584	4,782	4,406	7,091	30,756	IRELAND
3,682	532,665	403,176	810,871	886,568	5,483,375	ITALY
-	-	14	600	4,102	11,384	KAZAKHSTAN
-	-	24	6,636	55,289	61,949	KYRGYZSTAN
-	25	3,671	93	1,080	4,877	LATVIA
-	-	-	-	14	261	LIECHTENSTEIN
-	-	149	1,528	685	2,368	LITHUANIA
-	563	38,970	42,551	49,708	244,037	LUXEMBOURG
-	495	4	4,960	4,496	10,137	MACEDONIA (FYROM)
-	16	21	30	13	441	MALTA
-	-	4	235	12	266	MOLDOVA
-	5	-	260	-	630	MONACO
3,885	8,580	52,827	229,711	260,827	1,837,701	NETHERLANDS
868	3,671	87,754	160,136	181,267	1,201,540	NORWAY
32	1,336	21,729	14,231	104,304	146,435	POLAND
374	745	10,660	12,734	18,972	247,443	PORTUGAL
143	147	21,143	12,430	17,773	76,420	ROMANIA
-	1,623	240	68,954	8,742	89,771	RUSSIA
-	-	-	67	-	73	SAN MARINO
-	-	67	-	-	67	SERBIA
-	-	-	1,130	144	1,274	SERBIA AND MONTENEGR
-	-	1,447	5,166	4,949	12,380	SLOVAKIA
-	1,086	6,022	1,776	2,195	12,180	SLOVENIA
1,131	35,193	123,328	163,450	164,292	1,625,800	SPAIN
-	-	-	-	-	3,543	SVALBARD & JAN MAYEN
6,249	10,220	124,139	137,419	138,554	1,323,498	SWEDEN
1,047	1,834	87,570	34,892	60,421	1,128,669	SWITZERLAND
-	-	-	221	582	803	TAJIKISTAN
17,227	25,165	153,798	219,875	271,720	2,757,438	TURKEY
-	-	118	9	74	826	TURKMENISTAN
-	-	-	51,439	-	51,439	UK POLARIS PROJECT
-	-	23	1,873	6,777	8,728	UKRAINE
-	-	-	-	-	21	UNION OF SOV SOC REP
18,905	59,460	588,676	1,840,000	2,331,133	10,014,370	UNITED KINGDOM
-	-	358	51,439	134	51,941	UZBEKISTAN
-	-	-	-	-	134,557	YUGOSLAVIA

TOTALS MAY NOT ADD DUE TO ROUNDING

* LESS THAN \$500

COMMERCIAL EXPORTS LICENSED UNDER ARMS EXPORT CONTROL ACT (CONTINUED)

(DOLLARS IN THOUSANDS)

	FY 1950 FY 1996	FY 1997	FY 1998	FY 1999	FY 2000	FY 2001
AFRICA	330,746	5,030	1,819	242	921	2,223
ANGOLA	120	12	1	-	-	-
BENIN	35	-	-	-	-	-
BOTSWANA	33,434	78	650	10	226	429
BURKINA FASO	1,093	2	1	-	-	-
BURUNDI	610	-	-	-	-	-
CAMEROON	17,756	-	18	1	-	-
CAPE VERDE	1	-	-	-	-	-
CENTRAL AFRICAN REP	96	-	-	-	-	-
CHAD	25,283	-	-	-	-	-
COMOROS	17	-	-	-	-	-
CONGO (BRAZZAVILLE)	156	-	-	-	-	-
CONGO (KINSHASA)	6,613	-	-	-	-	-
DJIBOUTI	4,199	-	-	-	-	-
EQUATORIAL GUINEA	*	-	-	-	-	-
ERITREA	341	7	7	-	-	-
ETHIOPIA	4,105	10	-	-	-	-
GABON	5,444	9	-	-	-	280
GAMBIA	403	-	-	-	-	-
GHANA	1,033	3,284	1	-	-	-
GUINEA	709	-	-	-	-	-
GUINEA-BISSAU	33	-	-	-	-	-
IVORY COAST	1,453	13	-	-	-	-
KENYA	21,637	128	68	5	300	20
LESOTHO	33	-	-	-	-	-
LIBERIA	2,559	-	-	-	-	-
MADAGASCAR	809	-	-	-	-	-
MALAWI	11	-	*	-	-	-
MALI	38	-	-	-	-	-
MAURITANIA	790	-	-	-	-	-
MAURITIUS	825	2	-	-	4	-
MOZAMBIQUE	1,274	-	-	-	-	-
NAMIBIA	1,695	194	22	-	28	-
NIGER	3,928	1	1	-	-	-
NIGERIA	120,057	*	-	-	2	58
REUNION (FR)	109	-	-	-	-	-
RWANDA	10	-	-	-	-	-
SAO TOME & PRINCIPE	-	-	-	-	-	-
SENEGAL	900	14	4	-	-	-
SEYCHELLES	42	-	-	-	-	-
SIERRA LEONE	82	-	-	-	-	-
SOMALIA	2,163	-	-	-	-	-
SOUTH AFRICA	30,141	1,161	915	176	240	740
ST HELENA (UK)	1	-	-	-	-	-
SUDAN	15,859	-	-	-	-	-
SWAZILAND	126	-	-	-	-	-

TOTALS MAY NOT ADD DUE TO ROUNDING

* LESS THAN \$500

COMMERCIAL EXPORTS LICENSED UNDER ARMS EXPORT CONTROL ACT (CONTINUED)

(DOLLARS IN THOUSANDS)

FY 2002	FY 2003	FY 2004	FY 2005	FY 2006	FY 1950 FY 2006	
823	3,887	30,914	43,806	51,237	471,648	AFRICA
-	301	-	6,933	14,529	21,896	ANGOLA
-	-	-	35	-	70	BENIN
785	468	16,979	7,976	7,937	68,972	BOTSWANA
-	-	-	49	-	1,145	BURKINA FASO
-	-	-	-	89	699	BURUNDI
-	-	3,000	90	2	20,867	CAMEROON
-	-	-	19	486	506	CAPE VERDE
-	-	39	29	-	164	CENTRAL AFRICAN REP
-	-	-	-	43	25,326	CHAD
-	-	-	-	2	19	COMOROS
-	-	-	98	-	254	CONGO (BRAZZAVILLE)
-	-	-	-	-	6,613	CONGO (KINSHASA)
-	102	-	4,661	2,521	11,483	DJIBOUTI
-	-	-	-	-	*	EQUATORIAL GUINEA
-	2	-	-	6	364	ERITREA
-	28	42	68	575	4,828	ETHIOPIA
8	-	-	53	82	5,876	GABON
-	-	-	2	361	766	GAMBIA
-	95	-	1,722	477	6,612	GHANA
-	-	-	160	10	879	GUINEA
-	-	-	-	-	33	GUINEA-BISSAU
-	346	91	8	4	1,914	IVORY COAST
-	11	1,887	3,933	1,888	29,877	KENYA
-	-	-	6	-	39	LESOTHO
-	-	-	225	1	2,785	LIBERIA
-	-	-	13	-	822	MADAGASCAR
-	-	23	2,210	6	2,250	MALAWI
-	-	10	-	74	122	MALI
-	23	-	2	11	826	MAURITANIA
-	191	22	29	1,869	2,942	MAURITIUS
-	-	-	1	-	1,275	MOZAMBIQUE
-	6	103	13	281	2,341	NAMIBIA
-	-	137	650	126	4,843	NIGER
8	1,502	6	2,509	2,858	127,000	NIGERIA
-	-	-	-	-	109	REUNION (FR)
-	25	-	563	388	986	RWANDA
-	-	-	64	-	64	SAO TOME & PRINCIPE
-	-	159	38	394	1,509	SENEGAL
-	-	-	-	-	42	SEYCHELLES
-	-	-	8	4	94	SIERRA LEONE
-	-	-	-	-	2,163	SOMALIA
22	578	7,622	5,909	11,887	59,390	SOUTH AFRICA
-	-	-	-	-	1	ST HELENA (UK)
-	-	-	-	-	15,859	SUDAN
-	-	-	-	11	137	SWAZILAND

TOTALS MAY NOT ADD DUE TO ROUNDING

* LESS THAN \$500

COMMERCIAL EXPORTS LICENSED UNDER ARMS EXPORT CONTROL ACT (CONTINUED)

(DOLLARS IN THOUSANDS)

	FY 1950 FY 1996	FY 1997	FY 1998	FY 1999	FY 2000	FY 2001
AFRICA (CONTINUED)						
TANZANIA	3,740	69	58	48	-	-
TOGO	1,729	-	-	-	-	-
UGANDA	10,771	-	-	-	-	-
WESTERN SAHARA	21	-	-	-	-	-
ZAMBIA	5,836	3	*	-	-	696
ZIMBABWE	2,625	45	72	2	121	-
WESTERN HEMISPHERE	5,393,629	56,334	71,411	58,980	43,921	293,357
ANGUILLA	211	-	-	-	-	2
ANTIGUA & BARBUDA	83	-	8	177	1	-
ARGENTINA	207,630	2,743	1,312	485	1,064	257,185
ARUBA	28	-	15	-	-	-
BAHAMAS	5,139	2	1	1,658	41	-
BARBADOS	1,246	23	15	9	-	2
BELIZE	954	27	208	-	25	-
BERMUDA	2,932	7	-	-	-	-
BOLIVIA	20,449	130	684	-	14	414
BR VIRGIN ISLAND(UK)	368	4	-	-	288	-
BRAZIL	517,117	8,726	6,530	1,831	2,034	3,247
CANADA	1,844,125	1,201	1,551	1,758	25,016	17,489
CAYMAN ISLANDS (UK)	1,952	3	7	-	5	-
CHILE	25,752	1,513	3,333	2,096	2,405	1,472
COLOMBIA	135,825	11,809	42,699	996	1,155	1,874
COSTA RICA	14,527	226	326	179	985	143
CUBA	-	-	-	-	-	-
DOMINICA	1,123	-	-	-	-	1
DOMINICAN REPUBLIC	12,891	104	206	68	348	102
ECUADOR	78,484	1,864	2,964	705	41	72
EL SALVADOR	17,953	666	132	161	102	37
FALKLAND ISLANDS(UK)	414	-	-	-	-	-
FRENCH GUIANA (FR)	946,169	15,418	1,550	161	1,109	-
GREENLAND (DEN)	70	14	-	2	-	-
GRENADA	89	10	*	-	40	-
GUADELOUPE (FR)	32	-	-	-	-	-
GUATEMALA	463,198	313	300	26	399	437
GUYANA	17,059	26	49	3	101	81
HAITI	3,336	55	12	-	31	-
HONDURAS	19,053	30	278	6	13	2
JAMAICA	5,806	81	47	74	191	91
MARTINIQUE (FR)	38	-	-	-	-	-
MEXICO	326,787	3,737	5,193	5,521	7,649	9,755
MONTSERRAT (UK)	20	-	-	-	-	-
NETH ANTILLES (NE)	2,992	40	114	-	17	1
NICARAGUA	5,823	78	1	-	-	-

TOTALS MAY NOT ADD DUE TO ROUNDING

* LESS THAN \$500

COMMERCIAL EXPORTS LICENSED UNDER ARMS EXPORT CONTROL ACT (CONTINUED)

(DOLLARS IN THOUSANDS)

<u>FY 2002</u>	<u>FY 2003</u>	<u>FY 2004</u>	<u>FY 2005</u>	<u>FY 2006</u>	<u>FY 1950</u> <u>FY 2006</u>
-	-	-	2	265	4,182
-	-	-	1	483	2,213
-	200	794	5,706	3,302	20,773
-	-	-	-	-	21
-	9	-	21	265	6,830
-	-	-	-	-	2,865
22,399	324,710	558,053	2,420,030	2,266,115	11,508,940
2	-	-	-	2	217
-	29	1	133	245	677
48	324	1,758	8,163	23,189	503,901
-	-	33	51	553	680
-	5	1,284	5,996	5,408	19,534
-	45	358	553	687	2,938
41	79	66	2,671	549	4,619
-	1	40	19	49	3,049
3	43	2,535	6,119	10,871	41,262
-	-	-	8	5	673
1,273	7,111	56,951	55,097	42,348	702,265
7,895	154,212	111,614	1,244,822	1,311,762	4,721,445
-	10	12	23	375	2,387
1,175	2,408	9,778	22,149	39,426	111,506
20	8,425	30,404	147,995	157,523	538,724
-	423	1,008	1,430	1,643	20,890
-	8	-	-	-	8
-	26	5	41	5	1,201
-	776	2,474	2,514	2,598	22,082
98	1,056	2,255	4,594	3,958	96,091
-	903	1,635	209,825	11,588	243,002
-	-	-	2	4,721	5,137
-	111,780	213,506	544,327	485,587	2,319,607
-	-	193	168	111	558
-	24	7	26	65	261
-	-	-	-	-	32
-	273	672	1,504	807	467,929
-	140	47	78	63	17,647
-	-	-	622	4,238	8,294
7	13	131	2,309	7,827	29,670
-	241	1,118	673	1,210	9,531
-	-	-	-	-	38
10,963	12,494	90,961	106,761	116,002	695,822
-	-	-	5	5	30
629	40	185	12,329	2,130	18,477
-	299	404	527	536	7,669

AFRICA (CONTINUED)

WESTERN HEMISPHERE

ANGUILLA
ANTIGUA & BARBUDA
ARGENTINA
ARUBA
BAHAMAS
BARBADOS
BELIZE
BERMUDA
BOLIVIA
BR VIRGIN ISLAND(UK)
BRAZIL
CANADA
CAYMAN ISLANDS (UK)
CHILE
COLOMBIA
COSTA RICA
CUBA
DOMINICA
DOMINICAN REPUBLIC
ECUADOR
EL SALVADOR
FALKLAND ISLANDS(UK)
FRENCH GUIANA (FR)
GREENLAND (DEN)
GRENADA
GUADELOUPE (FR)
GUATEMALA
GUYANA
HAITI
HONDURAS
JAMAICA
MARTINIQUE (FR)
MEXICO
MONTERRAT (UK)
NETH ANTILLES (NE)
NICARAGUA

TOTALS MAY NOT ADD DUE TO ROUNDING

* LESS THAN \$500

COMMERCIAL EXPORTS LICENSED UNDER ARMS EXPORT CONTROL ACT (CONTINUED)

(DOLLARS IN THOUSANDS)

	<u>FY 1950</u> <u>FY 1996</u>	<u>FY 1997</u>	<u>FY 1998</u>	<u>FY 1999</u>	<u>FY 2000</u>	<u>FY 2001</u>
<u>WESTERN HEMISPHERE (CONTINUED)</u>						
PANAMA	56,552	2,208	265	39	54	-
PARAGUAY	41,549	28	111	93	-	-
PERU	145,151	128	39	35	120	55
ST KITTS AND NEVIS	22	3	3	1	-	1
ST LUCIA	67	13	6	-	116	-
ST PIERRE + MIQUELON	2	-	-	-	-	-
ST VINCENT + GREN.	119	2	*	-	-	11
SURINAME	620	6	2	11	14	-
TRINIDAD + TOBAGO	6,353	102	115	213	4	133
TURKS & CAICOS (UK)	66	-	1	-	1	4
URUGUAY	10,984	146	152	706	156	197
VENEZUELA	452,469	4,852	3,181	41,966	382	549
NON REGIONAL	7,692,202	635,013	392,742	195,703	120,981	217,256
<u>CLASSIFIED TOTALS A/</u>	<u>7,692,202</u>	<u>635,013</u>	<u>392,742</u>	<u>195,703</u>	<u>120,981</u>	<u>217,256</u>
<u>INTERNATL. ORG. AND VARIOUS</u>	<u>1,041,751</u>	<u>2,193</u>	<u>1,723</u>	<u>616</u>	<u>943</u>	<u>5,372</u>

NOTE: THIS TABLE SHOWS THE TOTAL DOLLAR VALUE OF EXPORTS MADE AGAINST LICENSES GRANTED BY THE DEPARTMENT OF STATE FOR THE EXPORT OF DEFENSE ARTICLES TO FOREIGN GOVERNMENTS BY U.S. COMMERCIAL ENTITIES. THESE DATA ARE COMPILED BY THE OFFICE OF DEFENSE TRADE CONTROLS, DEPARTMENT OF STATE, FROM INFORMATION PROVIDED BY THE U.S. CUSTOMS SERVICE.

A/ FOR FURTHER INFORMATION, SEE THE CLASSIFIED ANNEX TO THE CONGRESSIONAL PRESENTATION DOCUMENT FOR FOREIGN OPERATIONS.

TOTALS MAY NOT ADD DUE TO ROUNDING

* LESS THAN \$500

COMMERCIAL EXPORTS LICENSED UNDER ARMS EXPORT CONTROL ACT (CONTINUED)

(DOLLARS IN THOUSANDS)

<u>FY 2002</u>	<u>FY 2003</u>	<u>FY 2004</u>	<u>FY 2005</u>	<u>FY 2006</u>	<u>FY 1950</u> <u>FY 2006</u>
17	20	1,726	5,121	1,389	67,391
-	-	42	156	498	42,477
-	162	603	7,877	12,073	166,243
-	2	342	802	1,130	2,306
-	45	13	47	19	326
-	-	-	-	-	2
-	4	15	15	14	180
-	17	73	44	42	829
-	145	722	2,614	273	10,674
-	3	10	5	9	99
1	135	138	3,777	689	17,081
227	22,989	24,934	18,038	13,893	583,479
<u>25,157</u>	<u>433,974</u>	<u>183,751</u>	<u>69,537</u>	<u>170,356</u>	<u>10,136,672</u>
25,157	433,974	183,751	69,537	170,356	10,136,672
<u>295</u>	<u>5,726</u>	<u>1,774</u>	<u>-</u>	<u>-</u>	<u>1,060,393</u>

WESTERN HEMISPHERE (CONTINUED)

PANAMA
 PARAGUAY
 PERU
 ST KITTS AND NEVIS
 ST LUCIA
 ST PIERRE + MIQUELON
 ST VINCENT + GREN.
 SURINAME
 TRINIDAD + TOBAGO
 TURKS & CAICOS (UK)
 URUGUAY
 VENEZUELA

NON REGIONAL
CLASSIFIED TOTALS

INTERNATL. ORG. AND VARIOUS

TOTALS MAY NOT ADD DUE TO ROUNDING

* LESS THAN \$500

MAP MERGER FUNDS

(DOLLARS IN THOUSANDS)

	<u>FY 1950</u> <u>FY 1996</u>	<u>FY 1997</u>	<u>FY 1998</u>	<u>FY 1999</u>	<u>FY 2000</u>	<u>FY 2001</u>
<u>WORLDWIDE</u>	4,572,013	-	-	-	-	-
<u>EAST ASIA AND PACIFIC</u>	594,901	-	-	-	-	-
FIJI	287	-	-	-	-	-
INDONESIA	11,000	-	-	-	-	-
REP OF PHILIPPINES	462,387	-	-	-	-	-
THAILAND	121,227	-	-	-	-	-
<u>NEAR EAST AND SOUTH ASIA</u>	423,991	-	-	-	-	-
JORDAN	66,337	-	-	-	-	-
MOROCCO	198,123	-	-	-	-	-
NEPAL	500	-	-	-	-	-
TUNISIA	143,996	-	-	-	-	-
YEMEN	15,035	-	-	-	-	-
<u>EUROPE</u>	1,688,354	-	-	-	-	-
FINLAND	300	-	-	-	-	-
GREECE	60,000	-	-	-	-	-
PORTUGAL	372,990 B/	-	-	-	-	-
TURKEY	1,255,064	-	-	-	-	-
<u>AFRICA</u>	546,594	-	-	-	-	-
BOTSWANA	11,997	-	-	-	-	-
CAMEROON	473	-	-	-	-	-
CAPE VERDE	35	-	-	-	-	-
CENTRAL AFRICAN REP	578	-	-	-	-	-
CHAD	29,119 A/	-	-	-	-	-
CONGO (KINSHASA) B/	37,096	-	-	-	-	-
DJIBOUTI	10,639	-	-	-	-	-
EQUATORIAL GUINEA	1,480	-	-	-	-	-
GAMBIA	654	-	-	-	-	-
GHANA	425	-	-	-	-	-
GUINEA	8,064	-	-	-	-	-
GUINEA-BISSAU	824	-	-	-	-	-
IVORY COAST	1,000	-	-	-	-	-
KENYA	97,589	-	-	-	-	-
LIBERIA B/	39,147	-	-	-	-	-
MADAGASCAR	4,034	-	-	-	-	-
MALAWI	4,633	-	-	-	-	-
MALI	700	-	-	-	-	-
MAURITANIA	1,596	-	-	-	-	-
NIGER	17,143	-	-	-	-	-
RWANDA	750	-	-	-	-	-
SAO TOME & PRINCIPE	315	-	-	-	-	-
SENEGAL	13,558	-	-	-	-	-
SEYCHELLES	225	-	-	-	-	-

TOTALS MAY NOT ADD DUE TO ROUNDING

* LESS THAN \$500

MAP MERGER FUNDS
(DOLLARS IN THOUSANDS)

<u>FY 2002</u>	<u>FY 2003</u>	<u>FY 2004</u>	<u>FY 2005</u>	<u>FY 2006</u>	<u>FY 1950</u> <u>FY 2006</u>	
-	-	-	-	-	4,572,013	WORLDWIDE
-	-	-	-	-	594,901	EAST ASIA AND PACIFIC
-	-	-	-	-	287	FIJI
-	-	-	-	-	11,000	INDONESIA
-	-	-	-	-	462,387	REP OF PHILIPPINES
-	-	-	-	-	121,227	THAILAND
-	-	-	-	-	423,991	NEAR EAST AND SOUTH ASIA
-	-	-	-	-	66,337	JORDAN
-	-	-	-	-	198,123	MOROCCO
-	-	-	-	-	500	NEPAL
-	-	-	-	-	143,996	TUNISIA
-	-	-	-	-	15,035	YEMEN
-	-	-	-	-	1,688,354	EUROPE
-	-	-	-	-	300	FINLAND
-	-	-	-	-	60,000	GREECE
-	-	-	-	-	372,990	PORTUGAL
-	-	-	-	-	1,255,064	TURKEY
-	-	-	-	-	546,594	AFRICA
-	-	-	-	-	11,997	BOTSWANA
-	-	-	-	-	473	CAMEROON
-	-	-	-	-	35	CAPE VERDE
-	-	-	-	-	578	CENTRAL AFRICAN REP
-	-	-	-	-	29,119	CHAD
-	-	-	-	-	37,096	CONGO (KINSHASA) B/
-	-	-	-	-	10,639	DJIBOUTI
-	-	-	-	-	1,480	EQUATORIAL GUINEA
-	-	-	-	-	654	GAMBIA
-	-	-	-	-	425	GHANA
-	-	-	-	-	8,064	GUINEA
-	-	-	-	-	824	GUINEA-BISSAU
-	-	-	-	-	1,000	IVORY COAST
-	-	-	-	-	97,589	KENYA
-	-	-	-	-	39,147	LIBERIA B/
-	-	-	-	-	4,034	MADAGASCAR
-	-	-	-	-	4,633	MALAWI
-	-	-	-	-	700	MALI
-	-	-	-	-	1,596	MAURITANIA
-	-	-	-	-	17,143	NIGER
-	-	-	-	-	750	RWANDA
-	-	-	-	-	315	SAO TOME & PRINCIPE
-	-	-	-	-	13,558	SENEGAL
-	-	-	-	-	225	SEYCHELLES

TOTALS MAY NOT ADD DUE TO ROUNDING

* LESS THAN \$500

MAP MERGER FUNDS

(DOLLARS IN THOUSANDS)

	<u>FY 1950</u> <u>FY 1996</u>	<u>FY 1997</u>	<u>FY 1998</u>	<u>FY 1999</u>	<u>FY 2000</u>	<u>FY 2001</u>
AFRICA (CONTINUED)						
SIERRA LEONE	2,181	-	-	-	-	-
SOMALIA	118,489	-	-	-	-	-
SUDAN	143,276	-	-	-	-	-
TANZANIA	50	-	-	-	-	-
TOGO	500	-	-	-	-	-
UGANDA	25	-	-	-	-	-
WESTERN HEMISPHERE						
ANTIGUA & BARBUDA	1,318,172	-	-	-	-	-
BARBADOS	4,396	-	-	-	-	-
BELIZE	2,202	-	-	-	-	-
BOLIVIA	2,729	-	-	-	-	-
COLOMBIA	10,435	-	-	-	-	-
COSTA RICA	18,841	-	-	-	-	-
DOMINICA	28,153	-	-	-	-	-
DOMINICAN REPUBLIC	3,423	-	-	-	-	-
ECUADOR	16,019	-	-	-	-	-
EL SALVADOR	10,000	-	-	-	-	-
GRENADA	733,502	-	-	-	-	-
GUATEMALA	7,762	-	-	-	-	-
HAITI	27,897	-	-	-	-	-
HONDURAS	2,933	-	-	-	-	-
JAMAICA	380,935	-	-	-	-	-
PANAMA	28,745	-	-	-	-	-
PERU	24,728	-	-	-	-	-
ST KITTS AND NEVIS	2,500	-	-	-	-	-
ST LUCIA	4,145	-	-	-	-	-
ST VINCENT + GREN.	2,769	-	-	-	-	-
TRINIDAD + TOBAGO	4,959	-	-	-	-	-
URUGUAY	100	-	-	-	-	-
	1,000	-	-	-	-	-

NOTE: IN THE FY 1982 EDITION OF THIS BOOKLET, MAP MERGER FUNDS WERE INCLUDED IN THE MILITARY ASSISTANCE PROGRAM TOTALS. HENCEFORTH, MAP MERGER FUNDS WILL BE DISPLAYED SEPARATELY.

A/ MAP MERGER FUNDS FOR PORTUGAL OF \$6.5 MILLION IN FY 1982, \$25.0 MILLION IN FY 1983, \$10.0 MILLION IN FY 1984, AND FOR CHAD \$110 THOUSAND IN FY 1984, ARE INCLUDED IN THE MILITARY ASSISTANCE PROGRAM.

B/ P.L. 102-298, DATED 4 JUNE 1992, RESCINDED A TOTAL OF \$12.51 MILLION IN MAP MERGER FUNDS FOR THE FOLLOWING COUNTRIES: LIBERIA \$951,898.09; SOMALIA \$6,238,744.86; SUDAN \$4,746,735.60; CONGA(KINSHASA), FORMERLY ZAIRE \$572,621.45.

C/ P.L. 102-391, DATED 6 OCTOBER 1992, RESCINDED \$25.586 MILLION IN FOREIGN MILITARY FINANCING GRANTS AND MAP MERGER FUNDS OF \$20.164 MILLION, FOR A TOTAL OF \$45.75 MILLION. SEE SECDEF/USDP/DSAA MESSAGE, DTG 070726Z JAN 93, FOR DETAILS CONCERNING MAP MERGER RESCISSIONS.

TOTALS MAY NOT ADD DUE TO ROUNDING

* LESS THAN \$500

MAP MERGER FUNDS
(DOLLARS IN THOUSANDS)

<u>FY 2002</u>	<u>FY 2003</u>	<u>FY 2004</u>	<u>FY 2005</u>	<u>FY 2006</u>	<u>FY 1950</u> <u>FY 2006</u>	
-	-	-	-	-	2,181	SIERRA LEONE
-	-	-	-	-	118,489	SOMALIA
-	-	-	-	-	143,276	SUDAN
-	-	-	-	-	50	TANZANIA
-	-	-	-	-	500	TOGO
-	-	-	-	-	25	UGANDA
-	-	-	-	-	1,318,172	WESTERN HEMISPHERE
-	-	-	-	-	4,396	ANTIGUA & BARBUDA
-	-	-	-	-	2,202	BARBADOS
-	-	-	-	-	2,729	BELIZE
-	-	-	-	-	10,435	BOLIVIA
-	-	-	-	-	18,841	COLOMBIA
-	-	-	-	-	28,153	COSTA RICA
-	-	-	-	-	3,423	DOMINICA
-	-	-	-	-	16,019	DOMINICAN REPUBLIC
-	-	-	-	-	10,000	ECUADOR
-	-	-	-	-	733,502	EL SALVADOR
-	-	-	-	-	7,762	GRENADA
-	-	-	-	-	27,897	GUATEMALA
-	-	-	-	-	2,933	HAITI
-	-	-	-	-	380,935	HONDURAS
-	-	-	-	-	28,745	JAMAICA
-	-	-	-	-	24,728	PANAMA
-	-	-	-	-	2,500	PERU
-	-	-	-	-	4,145	ST KITTS AND NEVIS
-	-	-	-	-	2,769	ST LUCIA
-	-	-	-	-	4,959	ST VINCENT + GREN.
-	-	-	-	-	100	TRINIDAD + TOBAGO
-	-	-	-	-	1,000	URUGUAY

TOTALS MAY NOT ADD DUE TO ROUNDING

* LESS THAN \$500

MAP MERGER FUNDS

D/ IN FY 1994, P.L. 103-211 RESCINDED \$91,721 THOUSAND OF FOREIGN MILITARY FINANCING AND MAP MERGER FUNDS INVOLVING 29 COUNTRIES AND INTERNATIONAL ORGANIZATIONS AS FOLLOWS: FOREIGN MILITARY FINANCING FUNDS OF \$90,282 THOUSAND AND MAP MERGER FUNDS OF \$439 THOUSAND. SECDEF MESSAGE DTG 261745Z APRIL 1994, SUBJECT: FY 1994 FOREIGN MILITARY FINANCING (FMP) RESCISSION, PROVIDES DETAILS REGARDING COUNTRIES AND FISCAL YEARS AFFECTED BY THIS RESCISSION.

TOTALS MAY NOT ADD DUE TO ROUNDING

* LESS THAN \$500

PAGE 80

AS OF 30 SEP 06

MILITARY ASSISTANCE PROGRAM
 INCLUDES MASF, EMERGENCY DRAWDOWNS, AND OTHER GRANT ASSISTANCE; EXCLUDES TRAINING

(DOLLARS IN THOUSANDS)

	FY 1950 FY 1996	FY 1997	FY 1998	FY 1999	FY 2000	FY 2001
<u>WORLDWIDE</u>	<u>55,595,282</u>	<u>78,996</u>	<u>77,643</u>	<u>124,952</u>	<u>4,569</u>	<u>8,934</u>
<u>EAST ASIA AND PACIFIC</u>	<u>29,024,640</u>	-	-	<u>9,000</u>	-	-
AUSTRALIA	10 C/	-	-	-	-	-
CAMBODIA	1,177,163	-	-	-	-	-
EAST TIMOR	-	-	-	9,000 R/	-	-
INDOCHINA	708,977	-	-	-	-	-
INDONESIA	192,322	-	-	-	-	-
JAPAN	810,276	-	-	-	-	-
KOREA (SEOUL) A/	5,471,719	-	-	-	-	-
LAOS A/	1,460,086 C/	-	-	-	-	-
MALAYSIA	-	-	-	-	-	-
MYANMAR	72,134	-	-	-	-	-
REP OF PHILIPPINES A/	634,435	-	-	-	-	-
TAIWAN	2,554,637	-	-	-	-	-
THAILAND A/	1,169,030	-	-	-	-	-
VIETNAM A/	14,773,851	-	-	-	-	-
<u>NEAR EAST AND SOUTH ASIA</u>	<u>2,724,758</u>	<u>23,125</u>	<u>18,077</u>	<u>24,193</u>	<u>2,871</u>	<u>4,133</u>
AFGHANISTAN	2	-	-	-	-	-
BANGLADESH	5,833	-	-	-	-	-
EGYPT	17,509 C/	-	-	-	-	-
INDIA	90,256	-	-	-	-	-
IRAN	766,733	-	-	-	-	-
IRAQ	45,208	2,543 L/	-	-	151 U/	-
ISRAEL	447,859	-	-	-	-	-
JORDAN	573,560	20,582 I/	18,077 I/	20,854 I/	-	-
LEBANON	13,585	-	-	-	-	-
LIBYA	12,624	-	-	-	-	-
MALDIVES	-	-	-	-	-	-
MOROCCO	29,600	-	-	-	-	-
NEPAL	1,818	-	-	-	-	-
PAKISTAN	652,831 C/	-	-	-	-	-
SAUDI ARABIA	23,868	-	-	-	-	-
SRI LANKA	3,167	-	-	-	-	-
TUNISIA	40,304	-	-	3,339 P/	2,720 P/	4,133 X/
<u>EUROPE</u>	<u>18,973,870</u>	<u>7,733</u>	<u>5,235</u>	<u>23,500</u>	-	-
AUSTRIA	96,310	-	-	-	-	-
BELGIUM	1,203,784	-	-	-	-	-
BOSNIA-HERZEGOVINA	80,119 C/	7,637 J/	5,235 J/	-	-	-
DENMARK	587,274	-	-	-	-	-
FRANCE	4,047,809	-	-	-	-	-
GEORGIA	-	-	-	-	-	-
GERMANY	884,774	-	-	-	-	-

TOTALS MAY NOT ADD DUE TO ROUNDING

* LESS THAN \$500

MILITARY ASSISTANCE PROGRAM
 INCLUDES MASF, EMERGENCY DRAWDOWNS, AND OTHER GRANT ASSISTANCE; EXCLUDES TRAINING

(DOLLARS IN THOUSANDS)

FY 2002	FY 2003	FY 2004	FY 2005	FY 2006	FY 1950 FY 2006	
38,570	185,865	45,000	67,967	11,185	56,238,964	WORLDWIDE
6,634	-	-	24,231	1,500	29,066,005	EAST ASIA AND PACIFIC
-	-	-	-	-	10	AUSTRALIA
-	-	-	-	-	1,177,163	CAMBODIA
-	-	-	-	-	9,000	EAST TIMOR
-	-	-	-	-	708,977	INDOCHINA
-	-	-	6,842 FF/	1,500 LL/	200,663	INDONESIA
-	-	-	-	-	810,276	JAPAN
-	-	-	-	-	5,471,719	KOREA (SEOUL) A/
-	-	-	-	-	1,460,086	LAOS A/
-	-	-	6,842 FF/	-	6,842	MALAYSIA
-	-	-	3,842 FF/	-	75,976	MYANMAR
6,634 Z/	-	-	1,363 HH/	-	642,433	REP OF PHILIPPINES A/
-	-	-	-	-	2,554,637	TAIWAN
-	-	-	5,342 FF/	-	1,174,372	THAILAND A/
-	-	-	-	-	14,773,851	VIETNAM A/
6,840	185,358	45,000	20,618	9,685	3,064,659	NEAR EAST AND SOUTH ASIA
1,240	145,500	45,000	-	-	191,742	AFGHANISTAN
-	-	-	3,842 FF/	-	9,675	BANGLADESH
-	-	-	-	-	17,509	EGYPT
-	-	-	6,842 FF/	-	97,098	INDIA
1,000 U/	149	-	-	-	766,883	IRAN
39,709 BB/	-	-	-	-	88,611	IRAQ
-	-	-	-	-	447,859	ISRAEL
-	-	-	-	-	633,073	JORDAN
-	-	-	-	-	13,585	LEBANON
-	-	-	-	-	12,624	LIBYA
-	-	-	3,092 FF/	-	3,092	MALDIVES
-	-	-	-	-	29,600	MOROCCO
-	-	-	-	-	1,818	NEPAL
-	-	-	-	9,685 JJ/	662,516	PAKISTAN
-	-	-	-	-	23,868	SAUDI ARABIA
4,600 AA/	-	-	6,842 FF/	-	10,009	SRI LANKA
-	-	-	-	-	55,096	TUNISIA
22,287	322	-	-	-	19,032,948	EUROPE
-	-	-	-	-	96,310	AUSTRIA
-	-	-	-	-	1,203,784	BELGIUM
920 J/	322 J/	-	-	-	94,233	BOSNIA-HERZEGOVINA
-	-	-	-	-	587,274	DENMARK
-	-	-	-	-	4,047,809	FRANCE
21,366 Y/	-	-	-	-	21,366	GEORGIA
-	-	-	-	-	884,774	GERMANY

TOTALS MAY NOT ADD DUE TO ROUNDING

* LESS THAN \$500

MILITARY ASSISTANCE PROGRAM (CONTINUED)
 INCLUDES MASF, EMERGENCY DRAWDOWNS, AND OTHER GRANT ASSISTANCE; EXCLUDES TRAINING

(DOLLARS IN THOUSANDS)

	FY 1950 FY 1996	FY 1997	FY 1998	FY 1999	FY 2000	FY 2001
EUROPE (CONTINUED)						
GREECE	1,673,183	-	-	-	-	-
HUNGARY	14,000	-	-	-	-	-
ITALY	2,243,742	-	-	-	-	-
LUXEMBOURG	7,753	-	-	-	-	-
NETHERLANDS	1,178,188	-	-	-	-	-
NORWAY	862,177	-	-	-	-	-
PORTUGAL	523,068 B/	-	-	-	-	-
SERBIA AND MONTENEGR	-	-	-	23,500 S/	-	-
SPAIN	689,894	-	-	-	-	-
TURKEY	3,170,169 D/	96 L/	-	-	-	-
UNITED KINGDOM	1,022,059	-	-	-	-	-
YUGOSLAVIA	689,570	-	-	-	-	-
AFRICA	292,478	-	3,423	1,797	380	4,801
BENIN	57	-	-	-	-	-
BURKINA FASO	57	-	-	-	-	-
CAMEROON	239	-	-	-	-	-
CHAD	52,518 B/C/	-	-	-	-	-
CONGO (KINSHASA)	23,308	-	-	-	-	-
ERITREA	1,525	-	-	-	-	-
ETHIOPIA	182,958	-	-	-	-	-
GHANA	-	-	-	-	-	1,481 W/
GUINEA	810	-	-	-	-	-
IVORY COAST	54	-	-	-	-	-
KENYA	-	-	-	110 S/	-	-
LIBERIA	6,249	-	-	-	-	-
MALI	1,865	-	-	-	-	-
NIGER	52	-	-	-	-	-
NIGERIA	-	-	-	-	-	1,424 W/
RWANDA	-	-	-	-	-	-
SENEGAL	11,066 C/	-	3,423 M/	-	-	1,895 W/
SEYCHELLES	-	-	-	-	-	-
SIERRA LEONE	-	-	-	1,687 Q/	380 W/	-
SOMALIA	7,865 C/	-	-	-	-	-
SUDAN	1,721	-	-	-	-	-
TANZANIA	-	-	-	-	-	-
UGANDA	2,133	-	-	-	-	-
WESTERN HEMISPHERE	961,390	47,511	50,907	66,462	-	-
ANTIGUA & BARBUDA	34	5 M/	4,167 M/	11,325 J/P/S/	-	-
ARGENTINA	49,035	-	-	-	-	-
BAHAMAS	4	-	-	-	-	-
BARBADOS	3	2,092 K/M/	161 M/	-	-	-

TOTALS MAY NOT ADD DUE TO ROUNDING

* LESS THAN \$500

MILITARY ASSISTANCE PROGRAM (CONTINUED)
 INCLUDES MASF, EMERGENCY DRAWDOWNS, AND OTHER GRANT ASSISTANCE; EXCLUDES TRAINING

(DOLLARS IN THOUSANDS)

<u>FY 2002</u>	<u>FY 2003</u>	<u>FY 2004</u>	<u>FY 2005</u>	<u>FY 2006</u>	<u>FY 1950</u> <u>FY 2006</u>	
-	-	-	-	-	1,673,183	EUROPE (CONTINUED)
-	-	-	-	-	14,000	GREECE
-	-	-	-	-	2,243,742	HUNGARY
-	-	-	-	-	7,753	ITALY
-	-	-	-	-	1,178,188	LUXEMBOURG
-	-	-	-	-	862,177	NETHERLANDS
-	-	-	-	-	523,068	NORWAY
-	-	-	-	-	23,500	PORTUGAL
-	-	-	-	-	689,894	SERBIA AND MONTENEGRO
-	-	-	-	-	3,170,265	SPAIN
-	-	-	-	-	1,022,059	TURKEY
-	-	-	-	-	689,570	UNITED KINGDOM
-	-	-	-	-		YUGOSLAVIA
-	-	-	23,118	-	325,997	AFRICA
-	-	-	-	-	57	BENIN
-	-	-	-	-	57	BURKINA FASO
-	-	-	-	-	239	CAMEROON
-	-	-	-	-	52,518	CHAD
-	-	-	-	-	23,308	CONGO (KINSHASA)
-	-	-	-	-	1,525	ERITREA
-	-	-	-	-	182,958	ETHIOPIA
-	-	-	-	-	1,481	GHANA
-	-	-	-	-	810	GUINEA
-	-	-	-	-	54	IVORY COAST
-	-	-	3,842 FF/	-	3,952	KENYA
-	-	-	-	-	6,249	LIBERIA
-	-	-	-	-	1,865	MALI
-	-	-	-	-	52	NIGER
-	-	-	1,250 EE/	-	2,674	NIGERIA
-	-	-	7,250 II/	-	7,250	RWANDA
-	-	-	-	-	16,384	SENEGAL
-	-	-	3,842 FF/	-	3,842	SEYCHELLES
-	-	-	-	-	2,067	SIERRA LEONE
-	-	-	3,842 FF/	-	11,707	SOMALIA
-	-	-	-	-	1,721	SUDAN
-	-	-	3,092 FF/	-	3,092	TANZANIA
-	-	-	-	-	2,133	UGANDA
2,809	185	-	-	-	1,129,264	WESTERN HEMISPHERE
2,809 Z/	185 BB/	-	-	-	18,525	ANTIGUA & BARBUDA
-	-	-	-	-	49,035	ARGENTINA
-	-	-	-	-	4	BAHAMAS
-	-	-	-	-	2,256	BARBADOS

TOTALS MAY NOT ADD DUE TO ROUNDING

* LESS THAN \$500

MILITARY ASSISTANCE PROGRAM (CONTINUED)
 INCLUDES MASF, EMERGENCY DRAWDOWNS, AND OTHER GRANT ASSISTANCE; EXCLUDES TRAINING

(DOLLARS IN THOUSANDS)

	FY 1950 FY 1996	FY 1997	FY 1998	FY 1999	FY 2000	FY 2001
<u>WESTERN HEMISPHERE (CONTINUED)</u>						
BELIZE	408	-	-	-	-	-
BOLIVIA	48,199	-	5,870 M/	-	-	-
BRAZIL	207,163	-	5,914 M/	-	-	-
CHILE	83,931	-	-	-	-	-
COLOMBIA	178,383	25,589 K/M/	27,293 M/	43,903 M/	-	-
COSTA RICA	930	-	-	-	-	-
CUBA	8,552	-	-	-	-	-
DOMINICA	*	5 M/	30 M/	-	-	-
DOMINICAN REPUBLIC	29,388	-	509 M/	-	-	-
ECUADOR	38,505	-	1,770 M/	2,286 T/	-	-
EL SALVADOR	74,238	-	-	1,250 O/	-	-
GRENADA	1	5	52 M/	-	-	-
GUATEMALA	16,350	-	553 M/	1,250 O/	-	-
GUYANA	7	-	-	-	-	-
HAITI	9,176	-	-	-	-	-
HONDURAS	25,603	-	771 M/	1,250 O/	-	-
JAMAICA	12,168	-	534 M/	-	-	-
MEXICO	27,929	5,810 N/	-	-	-	-
NICARAGUA	7,668	-	-	1,250 O/	-	-
PANAMA	4,392	-	-	122 T/	-	-
PARAGUAY	9,325	-	-	-	-	-
PERU	76,667	13,842 K/M/	3,121 M/	3,827 T/	-	-
ST KITTS AND NEVIS	-	5 M/	71 M/	-	-	-
ST LUCIA	-	5 M/	20 M/	-	-	-
ST VINCENT + GREN.	-	-	69 M/	-	-	-
TRINIDAD + TOBAGO	66	-	-	-	-	-
URUGUAY	45,804	-	-	-	-	-
VENEZUELA	7,462	152 M/	-	-	-	-
<u>INTERNATL. ORG. AND VARIOUS</u>	<u>1,611,073</u>	<u>-</u>	<u>-</u>	<u>-</u>	<u>1,318</u>	<u>-</u>
<u>GEN. AND REG. COSTS</u>	<u>2,007,074</u>	<u>627</u>	<u>-</u>	<u>-</u>	<u>-</u>	<u>-</u>

TOTALS MAY NOT ADD DUE TO ROUNDING

* LESS THAN \$500

MILITARY ASSISTANCE PROGRAM (CONTINUED)
 INCLUDES MASF, EMERGENCY DRAWDOWNS, AND OTHER GRANT ASSISTANCE; EXCLUDES TRAINING

(DOLLARS IN THOUSANDS)

<u>FY 2002</u>	<u>FY 2003</u>	<u>FY 2004</u>	<u>FY 2005</u>	<u>FY 2006</u>	<u>FY 1950 FY 2006</u>	
-	-	-	-	-	408	BELIZE
-	-	-	-	-	54,069	BOLIVIA
-	-	-	-	-	213,077	BRAZIL
-	-	-	-	-	83,931	CHILE
-	-	-	-	-	275,168	COLOMBIA
-	-	-	-	-	930	COSTA RICA
-	-	-	-	-	8,552	CUBA
-	-	-	-	-	36	DOMINICA
-	-	-	-	-	29,897	DOMINICAN REPUBLIC
-	-	-	-	-	42,561	ECUADOR
-	-	-	-	-	75,488	EL SALVADOR
-	-	-	-	-	58	GRENADA
-	-	-	-	-	18,153	GUATEMALA
-	-	-	-	-	7	GUYANA
-	-	-	-	-	9,176	HAITI
-	-	-	-	-	27,624	HONDURAS
-	-	-	-	-	12,702	JAMAICA
-	-	-	-	-	33,739	MEXICO
-	-	-	-	-	8,918	NICARAGUA
-	-	-	-	-	4,514	PANAMA
-	-	-	-	-	9,325	PARAGUAY
-	-	-	-	-	97,457	PERU
-	-	-	-	-	77	ST KITTS AND NEVIS
-	-	-	-	-	25	ST LUCIA
-	-	-	-	-	69	ST VINCENT + GREN.
-	-	-	-	-	66	TRINIDAD + TOBAGO
-	-	-	-	-	45,804	URUGUAY
-	-	-	-	-	7,613	VENEZUELA
-	-	-	-	-	1,612,391	<u>INTERNATL. ORG. AND VARIOUS</u>
-	-	-	-	-	2,007,700	<u>GEN. AND REG. COSTS</u>

TOTALS MAY NOT ADD DUE TO ROUNDING

* LESS THAN \$500

MILITARY ASSISTANCE PROGRAM (CONTINUED)
INCLUDES MASF, EMERGENCY DRAWDOWNS, AND OTHER GRANT ASSISTANCE; EXCLUDES TRAINING

NOTE: INCLUDED IN THE DATA FOR FY 1991, 1992 AND 1993 ARE TRANSFERS OF EXCESS DEFENSE ARTICLES (EDA) UNDER SECTION 519 OF THE FOREIGN ASSISTANCE ACT OF 1961, AS AMENDED. THESE EDA TRANSFERS ARE INTENDED TO HELP MODERNIZE THE MILITARY CAPABILITIES OF COUNTRIES WHICH ARE RECIPIENTS OF FOREIGN MILITARY FINANCING (FMP).

A/ DURING THE PERIOD FY 66-75, GRANT AID FUNDING IN SUPPORT OF ACTIVITIES IN SOUTHEAST ASIA WAS A PART OF THE REGULAR DOD APPROPRIATION AND WAS IDENTIFIED FOR PROGRAMMING PURPOSES AS MILITARY ASSISTANCE SERVICE FUNDED (MASF) PROGRAMS. THE FUNDS WERE USED FOR PROVIDING MILITARY EQUIPMENT AND RELATED SERVICES AND TRAINING TO THOSE COUNTRIES ENGAGED IN THE HOSTILITIES IN SOUTHEAST ASIA, I.E., KOREA, LAOS, PHILIPPINES, THAILAND, AND VIETNAM. ALSO INCLUDED ARE TRANSFERS TO KOREA UNDER SECTION 3, P.L. 91-952, DATED 5 JANUARY 1971 AND SECTION 23 OF P.L. 95-384, DATED 26 SEPTEMBER 1978, AS WELL AS THE TRANSFER OF AMMUNITION TO THAILAND UNDER SECTION 24 OF P.L. 96-92, DATED 29 OCTOBER 1979.

B/ INCLUDES MAP MERGER FUNDS FOR PORTUGAL OF \$6.5 MILLION IN FY 1982, \$25.0 MILLION IN FY 1983, AND \$10.0 MILLION IN FY 1984; FOR CHAD \$110 THOUSAND IN FY 1984.

C/ EXCEPT FOR CHAD (1987) WHERE \$25.0 MILLION WAS AUTHORIZED, AMOUNTS SHOWN FOR SECTION 506 AND OTHER DRAWDOWNS REFLECT THE AMOUNTS AUTHORIZED IN PRESIDENTIAL DETERMINATIONS, BEGINNING IN FY 1986, NOT THE VALUE OF PROGRAM DIRECTIVES ISSUED AGAINST PRESIDENTIAL DETERMINATIONS, AS REPORTED IN PREVIOUS FISCAL YEARS.

D/ INCLUDES SECTION 506 FUNDING OF \$75.0 MILLION FOR KURDISH RELIEF.

E/ LA ANTI-NARCOTICS ASSISTANCE OF \$53.3 MILLION ALLOCATED AS FOLLOWS: BELIZE \$.5 MILLION; BOLIVIA \$7.8 MILLION; COLOMBIA \$20.0 MILLION; ECUADOR \$3.0 MILLION; JAMAICA \$5.0 MILLION; MEXICO \$17.0 MILLION.

F/ REPRESENTS SECTION 506 DRAWDOWN PURSUANT TO PRESIDENTIAL DETERMINATION 94-50, DATED 19 SEPTEMBER 1994, FOR THE COUNTRIES PARTICIPATING IN THE MULTINATIONAL COALITION TO RESTORE DEMOCRACY TO HAITI. PARTICIPATING COUNTRIES INCLUDE ANTIGUA-BARBUDA, ARGENTINA, AUSTRALIA, BAHAMAS, BANGLADESH, BARBADOS, BELIZE, BENIN, BOLIVIA, DENMARK, DOMINICA, FRANCE, GRENADA, GUATEMALA, GUYANA, ISRAEL, JAMAICA, JORDAN, NEPAL, NETHERLANDS, NORWAY, THE PHILIPPINES, POLAND, ST. LUCIA, ST. KITTS, ST. VINCENT AND THE GRENADINES, TRINIDAD AND TOBAGO, AND THE UNITED KINGDOM.

G/ REPRESENTS SECTION 552(C)(2) DRAWDOWN PURSUANT TO PRESIDENTIAL DETERMINATION 93-43, DATED 30 SEPTEMBER 1993, FOR THE PROVISION OF COMMODITIES AND SERVICES TO SUPPORT PEACEKEEPING OPERATIONS RELATED TO THE REESTABLISHMENT OF POLICE FORCES IN SOMALIA.

H/ REPRESENTS SECTION 506 DRAWDOWNS PURSUANT TO PRESIDENTIAL DETERMINATIONS 95-29, 95-33, AND 95-34 TO SUPPORT UN RAPID REACTION FORCE (RRF) IN BOSNIA-HERZEGOVINA.

I/ REPRESENTS SECTION 572 FOREIGN OPERATIONS, EXPORT FINANCING AND RELATED PROGRAMS APPROPRIATIONS ACT (P.L. 104-107), PURSUANT TO PRESIDENTIAL DETERMINATION 96-11, DATED 23 FEBRUARY 1996, IN THE AMOUNT OF \$100 MILLION AND FOREIGN OPERATIONS, EXPORT FINANCING AND RELATED PROGRAMS APPROPRIATIONS ACT, 1998 (P.L. 105-118), PURSUANT TO PRESIDENTIAL DETERMINATION 98-19, DATED 13 MARCH 1998, IN THE AMOUNT OF \$25 MILLION, FOR MILITARY DRAWDOWN FOR JORDAN.

J/ REPRESENTS SECTION 540(B) OF THE FOREIGN OPERATIONS, EXPORT FINANCING AND RELATED PROGRAMS APPROPRIATIONS ACT, 1996, PURSUANT TO PRESIDENTIAL DETERMINATION 96-39, DATED 6 JULY 1996, IN THE AMOUNT OF \$100 MILLION FOR ASSISTANCE TO BOSNIA AND HERZEGOVINA.

K/ REPRESENTS SECTION 506 DRAWDOWN PURSUANT TO PRESIDENTIAL DETERMINATION 96-57, DATED 30 SEPTEMBER 1996, IN THE AMOUNT OF \$75 MILLION FOR ARTICLES, SERVICES, AND MILITARY EDUCATION AND TRAINING FROM DOD TO PROVIDE ANTINARCOTICS ASSISTANCE TO COLUMBIA, VENEZUELA, PERU, AND THE COUNTRIES OF THE EASTERN CARIBBEAN.

TOTALS MAY NOT ADD DUE TO ROUNDING

* LESS THAN \$500

MILITARY ASSISTANCE PROGRAM (CONTINUED)
INCLUDES MASF, EMERGENCY DRAWDOWNS, AND OTHER GRANT ASSISTANCE; EXCLUDES TRAINING

L/ REPRESENTS SECTION 506 AND SECTION 552, FOREIGN ASSISTANCE ACT, DRAWDOWNS PURSUANT TO PRESIDENTIAL DETERMINATION 97-12, SIGNED 11 DECEMBER 1996, IN THE AMOUNT OF \$4.0 MILLION FOR MULTINATIONAL TURCOMAN CEASFILE MONITORING FORCE AND PRESIDENTIAL DETERMINATION 97-14, SIGNED 27 DECEMBER 1996, IN THE AMOUNT OF \$10.0 MILLION FOR REPATRIATION OF IRAQI KURDS TO THE UNITED STATES.

M/ REPRESENTS SECTION 506 DRAWDOWNS FOR LATIN AMERICA COUNTERNARCOTICS ASSISTANCE IN THE AMOUNT OF \$20.0 MILLION PURSUANT TO PRESIDENTIAL DETERMINATION 97-38, SIGNED 30 SEPTEMBER 1997, AND \$75.0 MILLION PURSUANT TO PRESIDENTIAL DETERMINATION 98-41, SIGNED 30 SEPTEMBER 1998.

N/ REPRESENTS SECTION 506 DRAWDOWNS FOR COUNTERNARCOTICS ASSISTANCE IN THE AMOUNT OF \$37.0 MILLION PURSUANT TO PRESIDENTIAL DETERMINATION 97-09, SIGNED 2 DECEMBER 1996.

O/ REPRESENTS SECTION 506 DRAWDOWNS FOR DISASTER RELIEF (HURRICANE MITCH) PURSUANT TO PRESIDENTIAL DETERMINATION 99-03, SIGNED 6 NOVEMBER 1998, IN THE AMOUNT OF \$30.0 MILLION AND 99-04, SIGNED 14 NOVEMBER 1998 IN THE AMOUNT OF \$45.0 MILLION FOR HONDURAS, NICARAGUA, EL SALVADOR AND GUATEMALA; 2000-09 SIGNED 23 DECEMBER 1999, (FLOOD RELIEF) FOR VENEZUELA IN THE AMOUNT OF \$20.0 MILLION.

P/ REPRESENTS DRAWDOWNS AUTHORIZED BY THE 1999 FOREIGN OPERATIONS, EXPORT FINANCING AND RELATED PROGRAMS APPROPRIATIONS ACT FOR DEFENSE ARTICLES AND SERVICES PURSUANT TO PRESIDENTIAL DETERMINATIONS 99-18, SIGNED 25 MARCH 1999, FOR JORDAN (\$25.0 MILLION); AND FOR TUNISIA 99-32, SIGNED 1 JULY 1999, (\$5.0 MILLION) AND 2000-33, SIGNED 29 SEPTEMBER 2000, (\$4.0 MILLION).

Q/ REPRESENTS SECTION 506 DRAWDOWNS FOR NONLETHAL EMERGENCY MILITARY ASSISTANCE TO STATES PARTICIPATING IN THE ECONOMIC COMMUNITY OF WEST AFRICAN STATES' MONITORING GROUP (ECOMOG) IN THE AMOUNT OF \$3.0 MILLION PURSUANT TO PRESIDENTIAL DETERMINATION 99-34, SIGNED 13 AUGUST 1999. THE PARTICIPATING COUNTRIES ARE NIGERIA, GHANA, SIERRA LEONE AND GUINEA.

R/ REPRESENTS SECTION 506 DRAWDOWN TO SUPPORT MULTINATIONAL FORCES PARTICIPATING IN INTERNATIONAL OPERATIONS IN EAST TIMOR PURSUANT TO PRESIDENTIAL DETERMINATION 99-39, SIGNED 21 SEPTEMBER 1999. PARTICIPATING COUNTRIES ARE PHILIPPINES, NEW ZEALAND, THAILAND AND KENYA.

S/ REPRESENTS DRAWDOWNS AUTHORIZED BY THE 1999 FOREIGN OPERATIONS, EXPORT FINANCING AND RELATED PROGRAMS APPROPRIATIONS ACT FOR DEFENSE ARTICLES AND SERVICES PURSUANT TO PRESIDENTIAL DETERMINATIONS 99-35, SIGNED 15 AUGUST 1999, FOR KOSOVO (FORMERLY YUGOSLAVIA) IN THE AMOUNT OF \$5.0 MILLION; 99-20, SIGNED 31 MARCH 1999, TO SUPPORT INTERNATIONAL PEACEKEEPING RELIEF EFFORTS FOR KOSOVO REFUGEES IN THE AMOUNT OF \$25.0 MILLION; 99-40, SIGNED 21 SEPTEMBER 1999 TO SUPPORT DEVELOPMENT OF THE KOSOVO PROTECTION CORPS IN THE AMOUNT OF \$5.0 MILLION.

T/ REPRESENTS SECTION 506(A)(2) DRAWDOWN OF THE FOREIGN ASSISTANCE ACT, PURSUANT TO PRESIDENTIAL DETERMINATION 99-43, SIGNED 30 SEPTEMBER 1999 IN THE AMOUNT OF \$75.0 MILLION TO PROVIDE COUNTERNARCOTICS ASSISTANCE TO COLUMBIA, PERU, ECUADOR, AND PANAMA.

U/ REPRESENTS DRAWDOWN UNDER THE IRAQ LIBERATION ACT OF 1998 (P.L. 105-339) TO PROVIDE MILITARY ARTICLES, EDUCATION AND TRAINING PURSUANT TO PRESIDENTIAL DETERMINATION 2000-05, SIGNED 29 OCTOBER 1999, IN THE AMOUNT OF \$5.0 MILLION.

V/ REPRESENTS SECTION 506 DRAWDOWN TO PROVIDE INTERNATIONAL DISASTER ASSISTANCE TO SOUTHERN AFRICA INCLUDING MOZAMBIQUE, SOUTH AFRICA, ZIMBABWE AND BOTSWANA PURSUANT TO PRESIDENTIAL DETERMINATION 2000-17, SIGNED 2 MARCH 2000.

TOTALS MAY NOT ADD DUE TO ROUNDING

* LESS THAN \$500

MILITARY ASSISTANCE PROGRAM (CONTINUED)
INCLUDES MASF, EMERGENCY DRAWDOWNS, AND OTHER GRANT ASSISTANCE; EXCLUDES TRAINING

W/ REPRESENTS SECTION 506 DRAWDOWN IN SUPPORT OF THE UNITED NATIONS MISSION IN SIERRA LEONE PURSUANT TO PRESIDENTIAL DETERMINATION 2000-27, SIGNED 21 JULY 2000 IN THE AMOUNT OF \$18.0 MILLION, AND 2001-04, SIGNED 11 DECEMBER 2000 IN THE AMOUNT OF \$36.0 MILLION.

X/ REPRESENTS DRAWDOWN UNDER THE FOREIGN OPERATIONS, EXPORT FINANCING AND RELATED PROGRAMS APPROPRIATIONS ACT OF 2001 (P.L. 106-429) TO PROVIDE MILITARY ARTICLES, EDUCATION AND TRAINING PURSUANT TO PRESIDENTIAL DETERMINATION 2001-24, SIGNED 18 AUGUST 2001 IN THE AMOUNT OF \$5.0 MILLION.

Y/ REPRESENTS DRAWDOWN UNDER THE KENNETH M. LUDDEN FOREIGN OPERATIONS, EXPORT FINANCING, AND RELATED PROGRAMS APPROPRIATIONS ACT TITLE III MILITARY ASSISTANCE ACT, 2002 (P.L. 107-115) PURSUANT TO PRESIDENTIAL DETERMINATION 2002-17, SIGNED 24 APRIL 2002 FOR MILITARY DRAWDOWN FOR GEORGIA AND 2002-20, SIGNED 30 MAY 2002 TO SUPPORT, TRAIN AND EQUIP PROGRAM IN GEORGIA.

Z/ REPRESENTS SECTION 506(A)(1) DRAWDOWN OF THE FOREIGN ASSISTANCE ACT, PURSUANT TO PRESIDENTIAL DETERMINATION 2002-24, SIGNED 28 JUNE 2002, IN THE AMOUNT OF \$10.0 MILLION FOR THE FURNISHING OF EMERGENCY MILITARY COUNTERTERRORISM ASSISTANCE TO THE ARMED FORCES OF THE PHILIPPINES.

AA/REPRESENTS DRAWDOWN UNDER THE KENNETH M. LUDDEN FOREIGN OPERATIONS, EXPORT FINANCING, AND RELATED PROGRAMS APPROPRIATIONS ACT TITLE III MILITARY ASSISTANCE ACT, 2002 (P.L. 107-115) PURSUANT TO PRESIDENTIAL DETERMINATION 2002-28, SIGNED 14 AUGUST 2002 IN THE AMOUNT OF \$5.0 MILLION FOR TUNISIA.

BB/ REPRESENTS DRAWDOWN UNDER THE IRAQ LIBERATION ACT OF 1998 (P.L. 105-338) PURSUANT TO PRESIDENTIAL DETERMINATION 2003-06, SIGNED 7 DECEMBER 2002 IN THE AMOUNT OF \$92 MILLION TO PROVIDE ASSISTANCE TO IRAQI OPPOSITION GROUPS.

CC/ REPRESENTS DRAWDOWN UNDER THE AFGHANISTAN FREEDOM SUPPORT ACT (P.L. 107-327), PURSUANT TO PRESIDENTIAL DETERMINATION 2003-15, SIGNED 13 FEBRUARY 2003 IN THE AMOUNT OF \$165.0 MILLION; \$158.0 MILLION FOR THE TRANSITIONAL ISLAMIC STATE OF AFGHANISTAN AND \$7.0 MILLION TO JORDAN TO ASSIST IN ITS OPERATIONS IN AFGHANISTAN.

DD/ REPRESENTS DRAWDOWN UNDER THE AFGHANISTAN FREEDOM SUPPORT ACT (P.L. 107-327), PURSUANT TO PRESIDENTIAL DETERMINATION 2004-15, SIGNED 16 DECEMBER 2003 IN THE AMOUNT OF \$135 MILLION FOR THE TRANSITIONAL ISLAMIC STATE OF AFGHANISTAN.

EE/ REPRESENTS DRAWDOWN UNDER THE AFRICAN UNION PEACEKEEPING, SEC 552(C) FAA OF 1961, PURSUANT TO PRESIDENTIAL DETERMINATION 2005-06, SIGNED 22 OCTOBER 2004 IN THE AMOUNT OF \$2.5 MILLION AND PRESIDENTIAL DETERMINATION 2005-30, SIGNED 15 JULY 2005 IN THE AMOUNT OF \$6.0 MILLION.

FF/ REPRESENTS DRAWDOWN UNDER SECTION 506(A)(2) OF THE FAA OF 1961, PURSUANT TO PRESIDENTIAL DETERMINATION 2005-16, SIGNED 4 JANUARY 2005 IN THE AMOUNT OF \$65 MILLION FOR TSUNAMI RELIEF EFFORTS.

GG/ REPRESENTS DRAWDOWN UNDER THE AFGHANISTAN FREEDOM SUPPORT ACT (P.L. 107-327), PURSUANT TO PRESIDENTIAL DETERMINATION 2005-19, SIGNED 27 JANUARY 2005 IN THE AMOUNT OF \$88.5 MILLION AND PRESIDENTIAL DETERMINATION 2005-25, SIGNED 15 JUNE 2005 IN THE AMOUNT OF \$161.5 MILLION FOR THE TRANSITIONAL ISLAMIC STATE OF AFGHANISTAN.

HH/ REPRESENTS DRAWDOWN SECTION 506(A)(2) OF THE FAA OF 1961, PURSUANT TO PRESIDENTIAL DETERMINATION 2005-28, SIGNED 12 JULY 2005 IN THE AMOUNT OF \$10 MILLION.

II/ REPRESENTS SECTION 506 DRAWDOWN PURSUANT TO PRESIDENTIAL DETERMINATION 2005-30, SIGNED 15 JULY 2005, IN THE AMOUNT OF \$6.0 MILLION TO PROVIDE COMMODITIES AND SERVICES FROM DOD FOR AFRICAN UNION, DARFUR, SUDAN.

TOTALS MAY NOT ADD DUE TO ROUNDING

* LESS THAN \$500

MILITARY ASSISTANCE PROGRAM (CONTINUED)

INCLUDES MASF, EMERGENCY DRAWDOWNS, AND OTHER GRANT ASSISTANCE; EXCLUDES TRAINING

JJ/ REPRESENTS SECTION 506 DRAWDOWN PURSUANT TO PRESIDENTIAL DETERMINATION 2006-08, SIGNED 30 DECEMBER 2005, IN THE AMOUNT OF \$30 MILLION TO PROVIDE DISASTER RELIEF ASSISTANCE FOR PAKISTAN.

KK/ REPRESENTS SECTION 506 OF THE FOREIGN ASSISTANCE ACT AND PUBLIC LAW 107-327, PURSUANT TO PRESIDENTIAL DRAWDOWN 2006-10, SIGNED 7 FEBRUARY 2006, IN THE AMOUNT OF \$17 MILLION, DRAWDOWN AUTHORITY FOR AFGHANISTAN UNDER THE AFGHANISTAN FREEDOM SUPPORT ACT.

LL/ REPRESENTS SECTION 552(C)(2), FOREIGN ASSISTANCE ACT, DRAWDOWN PURSUANT TO PRESIDENTIAL DETERMINATION 2006-26, SIGNED 29 SEPTEMBER 2006, IN THE AMOUNT OF \$2.99 MILLION FOR COMMODITIES AND SERVICES FROM THE DEPARTMENT OF DEFENSE TO SUPPORT TRANSPORT OF INDONESIAN PEACEKEEPING FORCES TO LEBANON.

TOTALS MAY NOT ADD DUE TO ROUNDING

* LESS THAN \$500

MILITARY ASSISTANCE PROGRAM DELIVERIES/EXPENDITURES
 INCLUDES MASF, EMERGENCY DRAWDOWNS, AND OTHER GRANT ASSISTANCE; EXCLUDES TRAINING

(DOLLARS IN THOUSANDS)

	FY 1950 FY 1996	FY 1997	FY 1998	FY 1999	FY 2000	FY 2001
WORLDWIDE	55,036,890	112,703	112,547	35,903	13,708	20,568
EAST ASIA AND PACIFIC	29,012,256	-	-	9,000	-	-
CAMBODIA	1,177,163	-	-	-	-	-
EAST TIMOR	-	-	-	9,000	-	-
INDOCHINA	708,977	-	-	-	-	-
INDONESIA	192,322	-	-	-	-	-
JAPAN	810,276	-	-	-	-	-
KOREA (SEOUL)	5,471,719	-	-	-	-	-
LAOS	1,460,086	-	-	-	-	-
MALAYSIA	-	-	-	-	-	-
MYANMAR	72,134	-	-	-	-	-
REP OF PHILIPPINES	622,064	-	-	-	-	-
TAIWAN	2,554,637	-	-	-	-	-
THAILAND	1,169,028	-	-	-	-	-
VIETNAM	14,773,851	-	-	-	-	-
NEAR EAST AND SOUTH ASIA	2,347,582	18,881	67,341	7,522	9,669	15,718
AFGHANISTAN	2	-	-	-	-	-
BANGLADESH	4,024	-	-	-	-	-
EGYPT	3,059	-	-	-	-	-
INDIA	90,256	-	-	-	-	-
IRAN	766,733	-	-	-	-	-
IRAQ	45,208	2,543	-	-	-	-
ISRAEL	160,126	-	-	-	-	-
JORDAN	500,375	16,338	67,341	7,450	8,029	10,729
LEBANON	13,585	-	-	-	-	-
LIBYA	12,624	-	-	-	-	-
MALDIVES	-	-	-	-	-	-
MOROCCO	29,600	-	-	-	-	-
NEPAL	1,818	-	-	-	-	-
PAKISTAN	652,831	-	-	-	-	-
SAUDI ARABIA	23,868	-	-	-	-	-
SRI LANKA	3,167	-	-	-	-	-
TUNISIA	40,304	-	-	71	1,640	4,989
EUROPE	18,894,940	64,721	2,701	54	-	-
AUSTRIA	96,310	-	-	-	-	-
BELGIUM	1,203,784	-	-	-	-	-
BOSNIA-HERZEGOVINA	20,096	64,721	2,678	54	-	-
DENMARK	587,274	-	-	-	-	-
FRANCE	4,047,809	-	-	-	-	-
GEORGIA	-	-	-	-	-	-
GERMANY	884,774	-	-	-	-	-
GREECE	1,673,183	-	-	-	-	-

TOTALS MAY NOT ADD DUE TO ROUNDING

* LESS THAN \$500

MILITARY ASSISTANCE PROGRAM DELIVERIES/EXPENDITURES
 INCLUDES MASF, EMERGENCY DRAWDOWNS, AND OTHER GRANT ASSISTANCE; EXCLUDES TRAINING

(DOLLARS IN THOUSANDS)

FY 2002	FY 2003	FY 2004	FY 2005	FY 2006	FY 1950 FY 2006	
33,789	182,385	6,989	62,309	72,614	55,690,405	WORLDWIDE
6,634	-	-	-	22,868	29,050,758	EAST ASIA AND PACIFIC
-	-	-	-	-	1,177,163	CAMBODIA
-	-	-	-	-	9,000	EAST TIMOR
-	-	-	-	-	708,977	INDOCHINA
-	-	-	-	6,842	199,164	INDONESIA
-	-	-	-	-	810,276	JAPAN
-	-	-	-	-	5,471,719	KOREA (SEOUL)
-	-	-	-	-	1,460,086	LAOS
-	-	-	-	6,842	6,842	MALAYSIA
6,634	-	-	-	3,842	75,976	MYANMAR
-	-	-	-	-	628,698	REP OF PHILIPPINES
-	-	-	-	-	2,554,637	TAIWAN
-	-	-	-	5,342	1,174,370	THAILAND
-	-	-	-	-	14,773,851	VIETNAM
12,604	166,750	1,949	9,370	21,710	2,679,094	NEAR EAST AND SOUTH ASIA
1,024	145,687	-	-	-	146,713	AFGHANISTAN
*	-	-	5,642	-	9,666	BANGLADESH
-	-	-	-	-	3,059	EGYPT
-	-	-	-	6,842	97,098	INDIA
-	-	-	-	149	766,883	IRAN
922	19,970	-	-	-	68,643	IRAQ
8,038	982	-	-	-	160,126	ISRAEL
-	-	-	501	-	619,783	JORDAN
-	-	-	-	-	13,585	LEBANON
-	-	-	-	-	12,624	LIBYA
-	-	-	3,092	-	3,092	MALDIVES
-	-	-	-	-	29,600	MOROCCO
-	-	-	-	-	1,818	NEPAL
-	-	-	-	6,372	659,204	PAKISTAN
-	-	-	-	-	23,868	SAUDI ARABIA
-	-	-	-	6,842	10,009	SRI LANKA
2,620	110	1,949	135	1,504	53,323	TUNISIA
12,068	1,698	771	3,912	24,463	19,005,330	EUROPE
-	-	-	-	-	96,310	AUSTRIA
-	-	-	-	-	1,203,784	BELGIUM
160	-	-	257	-	87,967	BOSNIA-HERZEGOVINA
-	-	-	-	-	587,274	DENMARK
-	-	-	-	-	4,047,809	FRANCE
11,907	1,698	771	3,655	963	18,995	GEORGIA
-	-	-	-	-	884,774	GERMANY
-	-	-	-	-	1,673,183	GREECE

TOTALS MAY NOT ADD DUE TO ROUNDING

* LESS THAN \$500

MILITARY ASSISTANCE PROGRAM DELIVERIES/EXPENDITURES (CONTINUED)
 INCLUDES MASF, EMERGENCY DRAWDOWNS, AND OTHER GRANT ASSISTANCE; EXCLUDES TRAINING

(DOLLARS IN THOUSANDS)

	FY 1950 FY 1996	FY 1997	FY 1998	FY 1999	FY 2000	FY 2001
EUROPE (CONTINUED)						
ITALY	2,243,742	-	-	-	-	-
LUXEMBOURG	7,753	-	-	-	-	-
NETHERLANDS	1,178,188	-	-	-	-	-
NORWAY	862,177	-	-	-	-	-
PORTUGAL	523,068	-	-	-	-	-
SERBIA AND MONTENEGR	-	-	-	-	-	-
SPAIN	689,885	-	-	-	-	-
TURKEY	3,165,286	-	23	-	-	-
UNITED KINGDOM	1,022,044	-	-	-	-	-
YUGOSLAVIA	689,570	-	-	-	-	-
AFRICA	288,651	2,298	-	1,687	351	4,393
BENIN	55	2	-	-	-	-
BURKINA FASO	57	-	-	-	-	-
CAMEROON	239	-	-	-	-	-
CHAD	52,099	-	-	-	-	-
CONGO (KINSHASA)	23,308	-	-	-	-	-
ERITREA	1,525	-	-	-	-	-
ETHIOPIA	182,958	-	-	-	-	-
GHANA	-	-	-	-	-	301
GUINEA	810	-	-	-	-	-
IVORY COAST	54	-	-	-	-	-
KENYA	-	-	-	-	-	-
LIBERIA	5,388	-	-	-	-	-
MALI	1,865	-	-	-	-	-
NIGER	52	-	-	-	-	-
NIGERIA	-	-	-	-	-	-
RWANDA	-	-	-	-	-	-
SENEGAL	10,655	164	-	-	-	4,062
SEYCHELLES	-	-	-	-	-	-
SIERRA LEONE	-	-	-	1,687	351	29
SOMALIA	7,865	-	-	-	-	-
SUDAN	1,721	-	-	-	-	-
TANZANIA	-	-	-	-	-	-
UGANDA	-	2,133	-	-	-	-
WESTERN HEMISPHERE	889,807	20,157	41,913	17,640	340	337
ANTIGUA & BARBUDA	1	39	3,574	1,941	-	-
ARGENTINA	34,034	-	-	-	-	-
BAHAMAS	4	-	-	-	-	-
BARBADOS	3	-	169	-	62	-
BELIZE	395	-	-	-	-	-
BOLIVIA	39,800	-	4,634	577	-	-

TOTALS MAY NOT ADD DUE TO ROUNDING

* LESS THAN \$500

MILITARY ASSISTANCE PROGRAM DELIVERIES/EXPENDITURES (CONTINUED)
 INCLUDES MASF, EMERGENCY DRAWDOWNS, AND OTHER GRANT ASSISTANCE; EXCLUDES TRAINING

(DOLLARS IN THOUSANDS)

FY 2002	FY 2003	FY 2004	FY 2005	FY 2006	FY 1950 FY 2006	
-	-	-	-	-	2,243,742	EUROPE (CONTINUED)
-	-	-	-	-	7,753	ITALY
-	-	-	-	-	1,178,188	LUXEMBOURG
-	-	-	-	-	862,177	NETHERLANDS
-	-	-	-	-	523,068	NORWAY
-	-	-	-	23,500	23,500	PORTUGAL
-	-	-	-	-	689,885	SERBIA AND MONTENEGR
-	-	-	-	-	3,165,309	SPAIN
-	-	-	-	-	1,022,044	TURKEY
-	-	-	-	-	689,570	UNITED KINGDOM
-	-	-	-	-		YUGOSLAVIA
2,282	432	*	21,396	1,722	323,213	AFRICA
-	-	-	-	-	57	BENIN
-	-	-	-	-	57	BURKINA FASO
-	-	-	-	-	239	CAMEROON
-	-	-	-	-	52,099	CHAD
-	-	-	-	-	23,308	CONGO (KINSHASA)
-	-	-	-	-	1,525	ERITREA
747	432	-	-	-	182,958	ETHIOPIA
-	-	-	-	-	1,481	GHANA
-	-	-	-	-	810	GUINEA
-	-	-	-	-	54	IVORY COAST
110	-	-	3,842	-	3,952	KENYA
-	-	-	-	-	5,388	LIBERIA
-	-	-	-	-	1,865	MALI
1,424	-	*	1,250	-	52	NIGER
-	-	-	5,528	1,722	2,674	NIGERIA
-	-	-	-	-	7,250	RWANDA
-	-	-	-	-	14,881	SENEGAL
-	-	-	3,842	-	3,842	SEYCHELLES
-	-	-	-	-	2,067	SIERRA LEONE
-	-	-	3,842	-	11,707	SOMALIA
-	-	-	-	-	1,721	SUDAN
-	-	-	3,092	-	3,092	TANZANIA
-	-	-	-	-	2,133	UGANDA
185	13,414	306	27,062	1,852	1,013,013	WESTERN HEMISPHERE
-	11,735	-	136	-	17,426	ANTIGUA & BARBUDA
-	-	-	-	-	34,034	ARGENTINA
-	-	-	-	-	4	BAHAMAS
-	-	-	-	-	234	BARBADOS
-	-	-	13	-	408	BELIZE
-	-	6	15	-	45,033	BOLIVIA

TOTALS MAY NOT ADD DUE TO ROUNDING

* LESS THAN \$500

MILITARY ASSISTANCE PROGRAM DELIVERIES/EXPENDITURES (CONTINUED)
 INCLUDES MASF, EMERGENCY DRAWDOWNS, AND OTHER GRANT ASSISTANCE; EXCLUDES TRAINING

(DOLLARS IN THOUSANDS)

	<u>FY 1950</u>	<u>FY 1996</u>	<u>FY 1997</u>	<u>FY 1998</u>	<u>FY 1999</u>	<u>FY 2000</u>	<u>FY 2001</u>
<u>WESTERN HEMISPHERE (CONTINUED)</u>							
BRAZIL	207,163	-	-	2,256	-	-	-
CHILE	83,931	-	-	-	-	-	-
COLOMBIA	152,611	12,829	-	21,776	10,659	-	337
COSTA RICA	930	-	-	-	-	-	-
CUBA	8,552	-	-	-	-	-	-
DOMINICA	*	-	-	31	-	2	-
DOMINICAN REPUBLIC	26,415	1,434	-	309	-	-	-
ECUADOR	34,895	-	-	1,468	140	-	-
EL SALVADOR	74,238	-	-	-	1,250	-	-
GRENADA	1	-	-	55	-	-	-
GUATEMALA	16,323	-	-	580	-	-	-
GUYANA	-	-	-	-	7	-	-
HAITI	6,690	-	-	-	-	-	-
HONDURAS	25,039	-	-	35	777	150	-
JAMAICA	12,168	-	-	290	-	-	-
MEXICO	26,265	5,815	-	-	-	-	-
NICARAGUA	7,668	-	-	-	1,250	-	-
PANAMA	4,392	-	-	-	59	-	-
PARAGUAY	9,325	-	-	-	-	-	-
PERU	75,985	40	-	6,642	981	-	-
ST KITTS AND NEVIS	-	-	-	74	-	-	-
ST LUCIA	-	-	-	21	-	-	-
ST VINCENT + GREN.	-	-	-	-	-	-	-
TRINIDAD + TOBAGO	66	-	-	-	-	-	-
URUGUAY	40,770	-	-	-	-	-	-
VENEZUELA	2,143	-	-	-	-	126	-
<u>INTERNATL. ORG. AND VARIOUS</u>	<u>1,601,449</u>	<u>6,278</u>	<u>-</u>	<u>-</u>	<u>-</u>	<u>3,348</u>	<u>120</u>
<u>GEN. AND REG. COSTS</u>	<u>2,002,204</u>	<u>368</u>	<u>593</u>	<u>-</u>	<u>-</u>	<u>-</u>	<u>-</u>

NOTE: INCLUDED IN THE DATA FOR FY 1991, 1992 AND 1993 ARE TRANSFERS OF EXCESS DEFENSE ARTICLES (EDA) UNDER SECTION 519 OF THE FOREIGN ASSISTANCE ACT OF 1961, AS AMENDED. THESE EDA TRANSFERS ARE INTENDED TO HELP MODERNIZE THE MILITARY CAPABILITIES OF COUNTRIES WHICH ARE RECIPIENTS OF FOREIGN MILITARY FINANCING (FMF).

A/ DURING THE PERIOD FY 66-75, GRANT AID FUNDING IN SUPPORT OF ACTIVITIES IN SOUTHEAST ASIA WAS A PART OF THE REGULAR DOD APPROPRIATION AND WAS IDENTIFIED FOR PROGRAMMING PURPOSES AS MILITARY ASSISTANCE SERVICE FUNDED (MASF) PROGRAMS. THE FUNDS WERE USED FOR PROVIDING MILITARY EQUIPMENT AND RELATED SERVICES AND TRAINING TO THOSE COUNTRIES ENGAGED IN THE HOSTILITIES IN SOUTHEAST ASIA, I.E., KOREA, LAOS, PHILIPPINES, THAILAND, AND VIETNAM. ALSO INCLUDED ARE TRANSFERS TO KOREA UNDER SECTION 3, P.L. 91-952, DATED 5 JANUARY 1971 AND SECTION 23 OF P.L. 95-384, DATED 26 SEPTEMBER 1978, AS WELL AS THE TRANSFER OF AMMUNITION TO THAILAND UNDER SECTION 24 OF P.L. 96-92, DATED 29 OCTOBER 1979.

TOTALS MAY NOT ADD DUE TO ROUNDING

* LESS THAN \$500

MILITARY ASSISTANCE PROGRAM DELIVERIES/EXPENDITURES (CONTINUED)
 INCLUDES MASF, EMERGENCY DRAWDOWNS, AND OTHER GRANT ASSISTANCE; EXCLUDES TRAINING

(DOLLARS IN THOUSANDS)

<u>FY 2002</u>	<u>FY 2003</u>	<u>FY 2004</u>	<u>FY 2005</u>	<u>FY 2006</u>	<u>FY 1950</u> <u>FY 2006</u>	
-	-	-	3,658	-	213,077	BRAZIL
-	-	-	-	-	83,931	CHILE
35	1,624	-	17,970	554	218,396	COLOMBIA
-	-	-	-	-	930	COSTA RICA
-	-	-	-	-	8,552	CUBA
-	-	-	-	-	33	DOMINICA
-	31	-	-	-	28,189	DOMINICAN REPUBLIC
150	-	-	169	-	36,822	ECUADOR
-	-	-	-	-	75,488	EL SALVADOR
-	-	-	-	-	56	GRENADA
-	-	-	-	1,230	18,133	GUATEMALA
-	-	-	-	-	7	GUYANA
-	-	300	2,057	-	9,047	HAITI
-	-	-	-	-	26,001	HONDURAS
-	-	-	14	-	12,471	JAMAICA
-	-	-	-	-	32,079	MEXICO
-	-	-	-	-	8,918	NICARAGUA
-	-	-	4	-	4,455	PANAMA
-	-	-	-	-	9,325	PARAGUAY
-	24	-	1,745	-	85,417	PERU
-	-	-	-	-	74	ST KITTS AND NEVIS
-	-	-	-	-	21	ST LUCIA
-	-	-	-	68	68	ST VINCENT + GREN.
-	-	-	-	-	66	TRINIDAD + TOBAGO
-	-	-	-	-	40,770	URUGUAY
-	-	-	1,281	-	3,550	VENEZUELA
16	90	-	1	-	1,611,302	<u>INTERNATL. ORG. AND VARIOUS</u>
1	-	3,962	567	-	2,007,694	<u>GEN. AND REG. COSTS</u>

TOTALS MAY NOT ADD DUE TO ROUNDING

* LESS THAN \$500

MAP EXCESS DEFENSE ARTICLES PROGRAM - ACQUISITION COST
INCLUDES MILITARY ASSISTANCE SERVICE FUNDED

(DOLLARS IN THOUSANDS)

	FY 1950 FY 1996	FY 1997	FY 1998	FY 1999	FY 2000	FY 2001
<u>WORLDWIDE</u>	<u>6,534,403</u>	-	-	-	-	-
<u>EAST ASIA AND PACIFIC</u>	<u>3,475,217</u>	-	-	-	-	-
CAMBODIA	85,221	-	-	-	-	-
INDOCHINA	21,882	-	-	-	-	-
INDONESIA	34,003	-	-	-	-	-
JAPAN	174,979	-	-	-	-	-
KOREA (SEOUL)	663,885	-	-	-	-	-
LAOS	97,805	-	-	-	-	-
MYANMAR	12,250	-	-	-	-	-
REP OF PHILIPPINES	98,489	-	-	-	-	-
TAIWAN	941,286	-	-	-	-	-
THAILAND	244,955	-	-	-	-	-
VIETNAM	1,100,462	-	-	-	-	-
<u>NEAR EAST AND SOUTH ASIA</u>	<u>182,427</u>	-	-	-	-	-
INDIA	21,995	-	-	-	-	-
IRAN	61,632	-	-	-	-	-
IRAQ	3,342	-	-	-	-	-
JORDAN	45,557	-	-	-	-	-
LEBANON	309	-	-	-	-	-
LIBYA	2,195	-	-	-	-	-
MOROCCO	11,943	-	-	-	-	-
NEPAL	2	-	-	-	-	-
PAKISTAN	26,827	-	-	-	-	-
SAUDI ARABIA	1,765	-	-	-	-	-
SRI LANKA	2	-	-	-	-	-
TUNISIA	6,858	-	-	-	-	-
<u>EUROPE</u>	<u>2,316,656</u>	-	-	-	-	-
AUSTRIA	8,155	-	-	-	-	-
BELGIUM	21,327	-	-	-	-	-
DENMARK	20,935	-	-	-	-	-
FRANCE	289,843	-	-	-	-	-
GERMANY	718	-	-	-	-	-
GREECE	451,064	-	-	-	-	-
ITALY	214,639	-	-	-	-	-
LUXEMBOURG	178	-	-	-	-	-
NETHERLANDS	44,003	-	-	-	-	-
NORWAY	44,051	-	-	-	-	-
PORTUGAL	168,252	-	-	-	-	-
SPAIN	97,707	-	-	-	-	-
TURKEY	855,307	-	-	-	-	-
UNITED KINGDOM	72,950	-	-	-	-	-
YUGOSLAVIA	27,527	-	-	-	-	-

TOTALS MAY NOT ADD DUE TO ROUNDING

* LESS THAN \$500

MAP EXCESS DEFENSE ARTICLES PROGRAM - ACQUISITION COST
 INCLUDES MILITARY ASSISTANCE SERVICE FUNDED

(DOLLARS IN THOUSANDS)

<u>FY 2002</u>	<u>FY 2003</u>	<u>FY 2004</u>	<u>FY 2005</u>	<u>FY 2006</u>	<u>FY 1950</u> <u>FY 2006</u>	
-	-	-	-	-	6,534,403	<u>WORLDWIDE</u>
-	-	-	-	-	3,475,217	<u>EAST ASIA AND PACIFIC</u>
-	-	-	-	-	85,221	CAMBODIA
-	-	-	-	-	21,882	INDOCHINA
-	-	-	-	-	34,003	INDONESIA
-	-	-	-	-	174,979	JAPAN
-	-	-	-	-	663,885	KOREA (SEOUL)
-	-	-	-	-	97,805	LAOS
-	-	-	-	-	12,250	MYANMAR
-	-	-	-	-	98,489	REP OF PHILIPPINES
-	-	-	-	-	941,286	TAIWAN
-	-	-	-	-	244,955	THAILAND
-	-	-	-	-	1,100,462	VIETNAM
-	-	-	-	-	182,427	<u>NEAR EAST AND SOUTH ASIA</u>
-	-	-	-	-	21,995	INDIA
-	-	-	-	-	61,632	IRAN
-	-	-	-	-	3,342	IRAQ
-	-	-	-	-	45,557	JORDAN
-	-	-	-	-	309	LEBANON
-	-	-	-	-	2,195	LIBYA
-	-	-	-	-	11,943	MOROCCO
-	-	-	-	-	2	NEPAL
-	-	-	-	-	26,827	PAKISTAN
-	-	-	-	-	1,765	SAUDI ARABIA
-	-	-	-	-	2	SRI LANKA
-	-	-	-	-	6,858	TUNISIA
-	-	-	-	-	2,316,656	<u>EUROPE</u>
-	-	-	-	-	8,155	AUSTRIA
-	-	-	-	-	21,327	BELGIUM
-	-	-	-	-	20,935	DENMARK
-	-	-	-	-	289,843	FRANCE
-	-	-	-	-	718	GERMANY
-	-	-	-	-	451,064	GREECE
-	-	-	-	-	214,639	ITALY
-	-	-	-	-	178	LUXEMBOURG
-	-	-	-	-	44,003	NETHERLANDS
-	-	-	-	-	44,051	NORWAY
-	-	-	-	-	168,252	PORTUGAL
-	-	-	-	-	97,707	SPAIN
-	-	-	-	-	855,307	TURKEY
-	-	-	-	-	72,950	UNITED KINGDOM
-	-	-	-	-	27,527	YUGOSLAVIA

TOTALS MAY NOT ADD DUE TO ROUNDING

* LESS THAN \$500

MAP EXCESS DEFENSE ARTICLES PROGRAM - ACQUISITION COST (CONTINUED)
 INCLUDES MILITARY ASSISTANCE SERVICE FUNDED

(DOLLARS IN THOUSANDS)

	FY 1950 FY 1996	FY 1997	FY 1998	FY 1999	FY 2000	FY 2001
AFRICA	36,414	-	-	-	-	-
CAMEROON	4	-	-	-	-	-
CHAD	170	-	-	-	-	-
CONGO (KINSHASA)	5,213	-	-	-	-	-
ETHIOPIA	30,353	-	-	-	-	-
GUINEA	50	-	-	-	-	-
LIBERIA	390	-	-	-	-	-
MALI	201	-	-	-	-	-
SENEGAL	33	-	-	-	-	-
WESTERN HEMISPHERE	231,623	-	-	-	-	-
ARGENTINA	4,375	-	-	-	-	-
BOLIVIA	10,047	-	-	-	-	-
BRAZIL	83,092	-	-	-	-	-
CHILE	24,010	-	-	-	-	-
COLOMBIA	17,903	-	-	-	-	-
COSTA RICA	115	-	-	-	-	-
CUBA	5,516	-	-	-	-	-
DOMINICAN REPUBLIC	3,903	-	-	-	-	-
ECUADOR	10,364	-	-	-	-	-
EL SALVADOR	2,454	-	-	-	-	-
GUATEMALA	6,732	-	-	-	-	-
HAITI	195	-	-	-	-	-
HONDURAS	3,821	-	-	-	-	-
JAMAICA	4	-	-	-	-	-
MEXICO	50	-	-	-	-	-
NICARAGUA	5,233	-	-	-	-	-
PANAMA	1,673	-	-	-	-	-
PARAGUAY	11,182	-	-	-	-	-
PERU	20,277	-	-	-	-	-
URUGUAY	20,352	-	-	-	-	-
VENEZUELA	324	-	-	-	-	-
INTERNATL. ORG. AND VARIOUS	529	-	-	-	-	-
GEN. AND REG. COSTS	291,537	-	-	-	-	-

A/ DURING THE PERIOD FY 66-75, GRANT AID FUNDING IN SUPPORT OF ACTIVITIES IN SOUTHEAST ASIA WAS A PART OF THE REGULAR DOD APPROPRIATION AND WAS IDENTIFIED FOR PROGRAMMING PURPOSES AS MILITARY ASSISTANCE SERVICE FUNDED (MASF) PROGRAMS. THE FUNDS WERE USED FOR PROVIDING MILITARY EQUIPMENT AND RELATED SERVICES AND TRAINING TO THOSE COUNTRIES ENGAGED IN THE HOSTILITIES IN SOUTHEAST ASIA, I.E., KOREA, LAOS, PHILIPPINES, THAILAND, AND VIETNAM. ALSO INCLUDED ARE TRANSFERS TO KOREA UNDER SECTION 3, P.L. 91-952, DATED 5 JANUARY 1971 AND SECTION 23 OF P.L. 95-384, DATED 26 SEPTEMBER 1978, AS WELL AS THE TRANSFER OF AMMUNITION TO THAILAND UNDER SECTION 24 OF P.L. 96-92, DATED 29 OCTOBER 1979.

TOTALS MAY NOT ADD DUE TO ROUNDING

* LESS THAN \$500

MAP EXCESS DEFENSE ARTICLES PROGRAM - ACQUISITION COST (CONTINUED)
 INCLUDES MILITARY ASSISTANCE SERVICE FUNDED

(DOLLARS IN THOUSANDS)

<u>FY 2002</u>	<u>FY 2003</u>	<u>FY 2004</u>	<u>FY 2005</u>	<u>FY 2006</u>	<u>FY 1950</u> <u>FY 2006</u>	
-	-	-	-	-	36,414	<u>AFRICA</u>
-	-	-	-	-	4	CAMEROON
-	-	-	-	-	170	CHAD
-	-	-	-	-	5,213	CONGO (KINSHASA)
-	-	-	-	-	30,353	ETHIOPIA
-	-	-	-	-	50	GUINEA
-	-	-	-	-	390	LIBERIA
-	-	-	-	-	201	MALI
-	-	-	-	-	33	SENEGAL
-	-	-	-	-	231,623	<u>WESTERN HEMISPHERE</u>
-	-	-	-	-	4,375	ARGENTINA
-	-	-	-	-	10,047	BOLIVIA
-	-	-	-	-	83,092	BRAZIL
-	-	-	-	-	24,010	CHILE
-	-	-	-	-	17,903	COLOMBIA
-	-	-	-	-	115	COSTA RICA
-	-	-	-	-	5,516	CUBA
-	-	-	-	-	3,903	DOMINICAN REPUBLIC
-	-	-	-	-	10,364	ECUADOR
-	-	-	-	-	2,454	EL SALVADOR
-	-	-	-	-	6,732	GUATEMALA
-	-	-	-	-	195	HAITI
-	-	-	-	-	3,821	HONDURAS
-	-	-	-	-	4	JAMAICA
-	-	-	-	-	50	MEXICO
-	-	-	-	-	5,233	NICARAGUA
-	-	-	-	-	1,673	PANAMA
-	-	-	-	-	11,182	PARAGUAY
-	-	-	-	-	20,277	PERU
-	-	-	-	-	20,352	URUGUAY
-	-	-	-	-	324	VENEZUELA
-	-	-	-	-	529	<u>INTERNATL. ORG. AND VARIOUS</u>
-	-	-	-	-	291,537	<u>GEN. AND REG. COSTS</u>

TOTALS MAY NOT ADD DUE TO ROUNDING

* LESS THAN \$500

MAP EXCESS DEFENSE ARTICLES DELIVERED - ACQUISITION COST
INCLUDES MILITARY ASSISTANCE SERVICE FUNDED

(DOLLARS IN THOUSANDS)

	FY 1950 FY 1996	FY 1997	FY 1998	FY 1999	FY 2000	FY 2001
<u>WORLDWIDE</u>	6,388,127	-	-	-	-	-
<u>EAST ASIA AND PACIFIC</u>	3,475,080	-	-	-	-	-
CAMBODIA	85,221	-	-	-	-	-
INDOCHINA	21,882	-	-	-	-	-
INDONESIA	34,003	-	-	-	-	-
JAPAN	174,979	-	-	-	-	-
KOREA (SEOUL)	663,748	-	-	-	-	-
LAOS	97,805	-	-	-	-	-
MYANMAR	12,250	-	-	-	-	-
REP OF PHILIPPINES	98,489	-	-	-	-	-
TAIWAN	941,286	-	-	-	-	-
THAILAND	244,955	-	-	-	-	-
VIETNAM	1,100,462	-	-	-	-	-
<u>NEAR EAST AND SOUTH ASIA</u>	182,427	-	-	-	-	-
INDIA	21,995	-	-	-	-	-
IRAN	61,632	-	-	-	-	-
IRAQ	3,342	-	-	-	-	-
JORDAN	45,557	-	-	-	-	-
LEBANON	309	-	-	-	-	-
LIBYA	2,195	-	-	-	-	-
MOROCCO	11,943	-	-	-	-	-
NEPAL	2	-	-	-	-	-
PAKISTAN	26,827	-	-	-	-	-
SAUDI ARABIA	1,765	-	-	-	-	-
SRI LANKA	2	-	-	-	-	-
TUNISIA	6,858	-	-	-	-	-
<u>EUROPE</u>	2,172,753	-	-	-	-	-
AUSTRIA	8,155	-	-	-	-	-
BELGIUM	21,327	-	-	-	-	-
DENMARK	20,935	-	-	-	-	-
FRANCE	289,843	-	-	-	-	-
GERMANY	718	-	-	-	-	-
GREECE	451,064	-	-	-	-	-
ITALY	214,639	-	-	-	-	-
LUXEMBOURG	178	-	-	-	-	-
NETHERLANDS	44,003	-	-	-	-	-
NORWAY	44,051	-	-	-	-	-
PORTUGAL	25,240	-	-	-	-	-
SPAIN	97,707	-	-	-	-	-
TURKEY	854,416	-	-	-	-	-
UNITED KINGDOM	72,950	-	-	-	-	-
YUGOSLAVIA	27,527	-	-	-	-	-

TOTALS MAY NOT ADD DUE TO ROUNDING

* LESS THAN \$500

MAP EXCESS DEFENSE ARTICLES DELIVERED - ACQUISITION COST
 INCLUDES MILITARY ASSISTANCE SERVICE FUNDED

(DOLLARS IN THOUSANDS)

<u>FY 2002</u>	<u>FY 2003</u>	<u>FY 2004</u>	<u>FY 2005</u>	<u>FY 2006</u>	<u>FY 1950</u> <u>FY 2006</u>	
-	-	-	-	-	6,388,127	<u>WORLDWIDE</u>
-	-	-	-	-	3,475,080	<u>EAST ASIA AND PACIFIC</u>
-	-	-	-	-	85,221	CAMBODIA
-	-	-	-	-	21,882	INDOCHINA
-	-	-	-	-	34,003	INDONESIA
-	-	-	-	-	174,979	JAPAN
-	-	-	-	-	663,748	KOREA (SEOUL)
-	-	-	-	-	97,805	LAOS
-	-	-	-	-	12,250	MYANMAR
-	-	-	-	-	98,489	REP OF PHILIPPINES
-	-	-	-	-	941,286	TAIWAN
-	-	-	-	-	244,955	THAILAND
-	-	-	-	-	1,100,462	VIETNAM
-	-	-	-	-	182,427	<u>NEAR EAST AND SOUTH ASIA</u>
-	-	-	-	-	21,995	INDIA
-	-	-	-	-	61,632	IRAN
-	-	-	-	-	3,342	IRAQ
-	-	-	-	-	45,557	JORDAN
-	-	-	-	-	309	LEBANON
-	-	-	-	-	2,195	LIBYA
-	-	-	-	-	11,943	MOROCCO
-	-	-	-	-	2	NEPAL
-	-	-	-	-	26,827	PAKISTAN
-	-	-	-	-	1,765	SAUDI ARABIA
-	-	-	-	-	2	SRI LANKA
-	-	-	-	-	6,858	TUNISIA
-	-	-	-	-	2,172,753	<u>EUROPE</u>
-	-	-	-	-	8,155	AUSTRIA
-	-	-	-	-	21,327	BELGIUM
-	-	-	-	-	20,935	DENMARK
-	-	-	-	-	289,843	FRANCE
-	-	-	-	-	718	GERMANY
-	-	-	-	-	451,064	GREECE
-	-	-	-	-	214,639	ITALY
-	-	-	-	-	178	LUXEMBOURG
-	-	-	-	-	44,003	NETHERLANDS
-	-	-	-	-	44,051	NORWAY
-	-	-	-	-	25,240	PORTUGAL
-	-	-	-	-	97,707	SPAIN
-	-	-	-	-	854,416	TURKEY
-	-	-	-	-	72,950	UNITED KINGDOM
-	-	-	-	-	27,527	YUGOSLAVIA

TOTALS MAY NOT ADD DUE TO ROUNDING

* LESS THAN \$500

MAP EXCESS DEFENSE ARTICLES DELIVERED - ACQUISITION COST (CONTINUED)
 INCLUDES MILITARY ASSISTANCE SERVICE FUNDED

(DOLLARS IN THOUSANDS)

	FY 1950 FY 1996	FY 1997	FY 1998	FY 1999	FY 2000	FY 2001
AFRICA	36,244	-	-	-	-	-
CAMEROON	4	-	-	-	-	-
CONGO (KINSHASA)	5,213	-	-	-	-	-
ETHIOPIA	30,353	-	-	-	-	-
GUINEA	50	-	-	-	-	-
LIBERIA	390	-	-	-	-	-
MALI	201	-	-	-	-	-
SENEGAL	33	-	-	-	-	-
WESTERN HEMISPHERE	229,557	-	-	-	-	-
ARGENTINA	4,375	-	-	-	-	-
BOLIVIA	9,966	-	-	-	-	-
BRAZIL	83,092	-	-	-	-	-
CHILE	24,010	-	-	-	-	-
COLOMBIA	17,903	-	-	-	-	-
COSTA RICA	115	-	-	-	-	-
CUBA	5,516	-	-	-	-	-
DOMINICAN REPUBLIC	3,903	-	-	-	-	-
ECUADOR	10,364	-	-	-	-	-
EL SALVADOR	2,454	-	-	-	-	-
GUATEMALA	6,732	-	-	-	-	-
HAITI	195	-	-	-	-	-
HONDURAS	1,995	-	-	-	-	-
JAMAICA	4	-	-	-	-	-
MEXICO	50	-	-	-	-	-
NICARAGUA	5,081	-	-	-	-	-
PANAMA	1,673	-	-	-	-	-
PARAGUAY	11,176	-	-	-	-	-
PERU	20,277	-	-	-	-	-
URUGUAY	20,352	-	-	-	-	-
VENEZUELA	324	-	-	-	-	-
INTERNATL. ORG. AND VARIOUS	529	-	-	-	-	-
GEN. AND REG. COSTS	291,537	-	-	-	-	-

A/ DURING THE PERIOD FY 66-75, GRANT AID FUNDING IN SUPPORT OF ACTIVITIES IN SOUTHEAST ASIA WAS A PART OF THE REGULAR DOD APPROPRIATION AND WAS IDENTIFIED FOR PROGRAMMING PURPOSES AS MILITARY ASSISTANCE SERVICE FUNDED (MASF) PROGRAMS. THE FUNDS WERE USED FOR PROVIDING MILITARY EQUIPMENT AND RELATED SERVICES AND TRAINING TO THOSE COUNTRIES ENGAGED IN THE HOSTILITIES IN SOUTHEAST ASIA, I.E., KOREA, LAOS, PHILIPPINES, THAILAND, AND VIETNAM. ALSO INCLUDED ARE TRANSFERS TO KOREA UNDER SECTION 3, P.L. 91-952, DATED 5 JANUARY 1971 AND SECTION 23 OF P.L. 95-384, DATED 26 SEPTEMBER 1978, AS WELL AS THE TRANSFER OF AMMUNITION TO THAILAND UNDER SECTION 24 OF P.L. 96-92, DATED 29 OCTOBER 1979.

TOTALS MAY NOT ADD DUE TO ROUNDING

* LESS THAN \$500

MAP EXCESS DEFENSE ARTICLES DELIVERED - ACQUISITION COST (CONTINUED)
 INCLUDES MILITARY ASSISTANCE SERVICE FUNDED

(DOLLARS IN THOUSANDS)

<u>FY 2002</u>	<u>FY 2003</u>	<u>FY 2004</u>	<u>FY 2005</u>	<u>FY 2006</u>	<u>FY 1950</u> <u>FY 2006</u>	
-	-	-	-	-	36,244	<u>AFRICA</u>
-	-	-	-	-	4	CAMEROON
-	-	-	-	-	5,213	CONGO (KINSHASA)
-	-	-	-	-	30,353	ETHIOPIA
-	-	-	-	-	50	GUINEA
-	-	-	-	-	390	LIBERIA
-	-	-	-	-	201	MALI
-	-	-	-	-	33	SENEGAL
-	-	-	-	-	229,557	<u>WESTERN HEMISPHERE</u>
-	-	-	-	-	4,375	ARGENTINA
-	-	-	-	-	9,966	BOLIVIA
-	-	-	-	-	83,092	BRAZIL
-	-	-	-	-	24,010	CHILE
-	-	-	-	-	17,903	COLOMBIA
-	-	-	-	-	115	COSTA RICA
-	-	-	-	-	5,516	CUBA
-	-	-	-	-	3,903	DOMINICAN REPUBLIC
-	-	-	-	-	10,364	ECUADOR
-	-	-	-	-	2,454	EL SALVADOR
-	-	-	-	-	6,732	GUATEMALA
-	-	-	-	-	195	HAITI
-	-	-	-	-	1,995	HONDURAS
-	-	-	-	-	4	JAMAICA
-	-	-	-	-	50	MEXICO
-	-	-	-	-	5,081	NICARAGUA
-	-	-	-	-	1,673	PANAMA
-	-	-	-	-	11,176	PARAGUAY
-	-	-	-	-	20,277	PERU
-	-	-	-	-	20,352	URUGUAY
-	-	-	-	-	324	VENEZUELA
-	-	-	-	-	529	<u>INTERNATL. ORG. AND VARIOUS</u>
-	-	-	-	-	291,537	<u>GEN. AND REG. COSTS</u>

TOTALS MAY NOT ADD DUE TO ROUNDING

* LESS THAN \$500

PAGE INTENTIONALLY LEFT BLANK

INTERNATIONAL MILITARY EDUCATION AND TRAINING PROGRAM/DELIVERIES
INCLUDES MILITARY ASSISTANCE SERVICE FUNDED AND EMERGENCY DRAWDOWNS

(DOLLARS IN THOUSANDS)

	FY 1950 FY 1996	FY 1997	FY 1998	FY 1999	FY 2000	FY 2001
<u>WORLDWIDE</u>	<u>2,652,339</u>	<u>42,847</u>	<u>49,479</u>	<u>48,531</u>	<u>49,104</u>	<u>51,162</u>
<u>EAST ASIA AND PACIFIC</u>	<u>926,193</u>	<u>5,015</u>	<u>5,686</u>	<u>5,298</u>	<u>4,956</u>	<u>5,269</u>
CAMBODIA	15,401	463	-	-	-	-
EAST TIMOR	-	-	-	-	-	-
FIJI	398	-	-	15	78	-
INDOCHINA	598	-	-	-	-	-
INDONESIA	52,924	105	476	486	-	-
JAPAN	44,589	-	-	-	-	-
KOREA (SEOUL)	175,253	-	-	-	-	-
LAOS	42,814	-	-	-	-	-
MALAYSIA	13,144	631	939	713	740	757
MONGOLIA	434	365	425	429	512	750
MYANMAR	5,791	-	-	-	-	-
PAPUA NEW GUINEA	1,058	111	173	156	177	160
REP OF PHILIPPINES	64,700	1,295	1,278	1,348	1,415	1,436
SINGAPORE	536	-	-	-	-	-
SOLOMON ISLANDS	442	146	122	157	53	62
TAIWAN	103,156	-	-	-	-	-
THAILAND	101,836	1,600	1,985	1,703	1,730	1,852
TONGA	603	105	99	99	103	100
VANUATU	183	99	93	87	63	64
VIETNAM	302,142	-	-	-	-	-
WESTERN SAMOA	190	95	96	105	85	88
<u>NEAR EAST AND SOUTH ASIA</u>	<u>284,279</u>	<u>6,457</u>	<u>6,693</u>	<u>7,141</u>	<u>7,227</u>	<u>7,276</u>
AFGHANISTAN	5,616	-	-	-	-	-
ALGERIA	1,221	61	126	124	115	121
BAHRAIN	416	149	251	228	216	249
BANGLADESH	5,380	342	312	394	456	507
EGYPT	24,728	1,000	1,000	1,040	1,006	1,119
INDIA	10,167	404	177	241	489	498
IRAN	67,442	-	-	-	-	-
IRAQ	1,487	-	-	-	-	-
ISRAEL	218	-	-	-	-	-
JORDAN	32,316	1,655	1,600	1,654	1,679	1,700
LEBANON	10,042	547	550	554	582	546
LIBYA	2,795	-	-	-	-	-
MALDIVES	619	85	101	94	100	110
MOROCCO	33,055	812	907	927	904	521
NEPAL	2,329	196	196	189	216	237
OMAN	1,541	117	217	233	230	250
PAKISTAN	31,884	-	-	174	-	-
SAUDI ARABIA	12,456	-	-	-	-	-
SRI LANKA	2,886	200	214	230	203	252

TOTALS MAY NOT ADD DUE TO ROUNDING

* LESS THAN \$500

INTERNATIONAL MILITARY EDUCATION AND TRAINING PROGRAM/DELIVERIES
INCLUDES MILITARY ASSISTANCE SERVICE FUNDED AND EMERGENCY DRAWDOWNS

(DOLLARS IN THOUSANDS)

FY 2002	FY 2003	FY 2004	FY 2005	FY 2006	FY 1950 FY 2006	
66,955	76,242	85,403	85,061	81,057	3,288,179	WORLDWIDE
6,413	6,877	8,609	9,591	9,049	992,956	EAST ASIA AND PACIFIC
-	-	-	-	45	15,910	CAMBODIA
43	119	159	364	192	877	EAST TIMOR
-	-	229	268	234	1,222	FIJI
-	-	-	-	-	598	INDOCHINA
405	276	596	721	933	56,921	INDONESIA
-	-	-	-	-	44,589	JAPAN
-	-	-	-	-	175,253	KOREA (SEOUL)
-	-	-	-	-	42,814	LAOS
831	831	939	1,100	870	21,495	MALAYSIA
686	767	871	1,009	864	7,113	MONGOLIA
-	-	-	-	-	5,791	MYANMAR
206	256	292	295	288	3,172	PAPUA NEW GUINEA
2,025	2,400	2,676	2,869	2,896	84,337	REP OF PHILIPPINES
-	-	-	-	-	536	SINGAPORE
146	151	45	145	149	1,618	SOLOMON ISLANDS
-	-	-	-	-	103,156	TAIWAN
1,748	1,768	2,567	2,526	2,317	121,632	THAILAND
115	127	136	140	113	1,740	TONGA
95	106	100	104	98	1,093	VANUATU
-	-	-	50	49	302,241	VIETNAM
113	76	-	-	-	848	WESTERN SAMOA
10,621	13,789	17,400	19,328	18,742	398,953	NEAR EAST AND SOUTH ASIA
-	387	376	945	979	8,303	AFGHANISTAN
67	612	719	913	823	4,901	ALGERIA
395	448	568	649	651	4,220	BAHRAIN
648	772	862	1,035	930	11,638	BANGLADESH
1,217	1,232	1,368	1,264	1,208	36,181	EGYPT
1,012	1,000	1,354	1,502	1,272	18,115	INDIA
-	-	-	-	-	67,442	IRAN
-	-	-	-	-	1,487	IRAQ
-	-	-	-	-	218	ISRAEL
2,012	2,400	3,221	3,039	3,020	54,296	JORDAN
568	700	700	809	752	16,350	LEBANON
-	-	-	-	-	2,795	LIBYA
125	139	181	169	173	1,896	MALDIVES
1,041	1,575	1,986	1,920	1,883	45,532	MOROCCO
377	500	546	648	637	6,071	NEPAL
481	567	825	1,141	1,129	6,730	OMAN
894	990	1,356	1,885	2,032	39,215	PAKISTAN
24	22	24	-	-	12,526	SAUDI ARABIA
259	307	551	461	526	6,088	SRI LANKA

TOTALS MAY NOT ADD DUE TO ROUNDING

* LESS THAN \$500

INTERNATIONAL MILITARY EDUCATION AND TRAINING PROGRAM/DELIVERIES (CONTINUED)
 INCLUDES MILITARY ASSISTANCE SERVICE FUNDED AND EMERGENCY DRAWDOWNS

(DOLLARS IN THOUSANDS)

	<u>FY 1950</u> <u>FY 1996</u>	<u>FY 1997</u>	<u>FY 1998</u>	<u>FY 1999</u>	<u>FY 2000</u>	<u>FY 2001</u>
<u>NEAR EAST AND SOUTH ASIA (CONTINUED)</u>						
SYRIA	56	-	-	-	-	-
TUNISIA	25,401	837	900	937	906	968
YEMEN	12,223	52	142	122	125	198
<u>EUROPE</u>	<u>700,451</u>	<u>15,180</u>	<u>18,713</u>	<u>17,507</u>	<u>19,438</u>	<u>19,269</u>
ALBANIA	1,123	666	613	650	646	800
ARMENIA	-	-	-	-	-	-
AUSTRIA	1,887	-	-	-	-	-
AZERBAIJAN	-	-	-	-	-	-
BELARUS	570	273	61	-	-	-
BELGIUM	33,889	-	-	-	-	-
BOSNIA-HERZEGOVINA	259	500	600	632	601	734
BULGARIA	2,020	903	950	974	1,000	1,099
CROATIA	323	427	455	435	514	532
CZECH REPUBLIC	2,264	737	1,394	1,036	1,441	962
CZECHOSLOVAKIA	954	-	-	-	-	-
DENMARK	30,451	-	-	-	-	-
ESTONIA	867	572	689	675	789	750
FINLAND	783	-	-	-	-	-
FRANCE	107,987	-	-	-	-	-
GEORGIA	447	312	416	394	409	481
GERMANY	16,173	-	-	-	-	-
GREECE	59,848	28	31	25	25	25
HUNGARY	4,120	1,014	1,347	1,141	1,398	1,394
ICELAND	194	-	-	-	-	-
IRELAND	21	-	-	-	-	-
ITALY	46,566	-	-	-	-	-
KAZAKHSTAN	738	389	587	540	567	583
KYRGYZSTAN	341	257	336	383	358	380
LATVIA	940	535	751	729	749	815
LITHUANIA	1,063	523	664	727	750	797
LUXEMBOURG	550	-	-	-	-	-
MACEDONIA (FYROM)	374	319	457	448	504	541
MALTA	295	104	91	109	100	136
MOLDOVA	436	268	460	485	487	630
NETHERLANDS	39,100	-	-	-	-	-
NORWAY	31,652	-	-	-	-	-
POLAND	4,213	1,000	1,318	1,381	1,670	1,318
PORTUGAL	49,988	551	844	700	656	594
ROMANIA	1,839	922	1,094	1,111	1,093	1,244
RUSSIA	2,232	842	732	228	717	156
SLOVAKIA	1,148	621	621	623	633	742
SLOVENIA	598	400	654	476	579	672

TOTALS MAY NOT ADD DUE TO ROUNDING

* LESS THAN \$500

INTERNATIONAL MILITARY EDUCATION AND TRAINING PROGRAM/DELIVERIES (CONTINUED)
 INCLUDES MILITARY ASSISTANCE SERVICE FUNDED AND EMERGENCY DRAWDOWNS

(DOLLARS IN THOUSANDS)

FY 2002	FY 2003	FY 2004	FY 2005	FY 2006	FY 1950 FY 2006	
-	-	-	-	-	56	SYRIA
1,013	1,500	1,882	1,860	1,847	38,051	TUNISIA
488	638	882	1,089	881	16,840	YEMEN
26,818	31,544	34,865	33,222	29,914	946,921	EUROPE
866	957	1,197	1,144	1,028	9,689	ALBANIA
75	659	869	819	838	3,260	ARMENIA
-	-	-	-	-	1,887	AUSTRIA
377	878	1,082	879	823	4,039	AZERBAIJAN
-	-	-	-	-	904	BELARUS
-	-	-	-	-	33,889	BELGIUM
800	796	990	957	972	7,841	BOSNIA-HERZEGOVINA
1,212	1,324	1,462	1,532	1,580	14,055	BULGARIA
593	700	-	-	-	3,979	CROATIA
1,800	1,929	2,135	2,051	2,036	17,785	CZECH REPUBLIC
-	-	-	-	-	954	CZECHOSLOVAKIA
-	-	-	-	-	30,451	DENMARK
1,036	1,099	1,404	1,183	1,296	10,360	ESTONIA
-	-	-	-	-	783	FINLAND
-	-	-	-	-	107,987	FRANCE
889	1,184	1,040	1,413	1,263	8,249	GEORGIA
-	-	-	-	-	16,173	GERMANY
499	594	568	1,026	573	63,242	GREECE
1,789	1,888	2,041	2,013	1,685	19,831	HUNGARY
-	-	-	-	-	194	ICELAND
-	-	-	-	-	21	IRELAND
-	-	-	-	-	46,566	ITALY
893	872	1,232	997	994	8,393	KAZAKHSTAN
600	1,068	1,041	1,039	887	6,690	KYRGYZSTAN
1,047	1,091	1,337	1,396	1,324	10,713	LATVIA
1,019	1,087	1,343	1,306	1,279	10,558	LITHUANIA
-	-	-	-	-	550	LUXEMBOURG
579	676	844	729	700	6,171	MACEDONIA (FYROM)
295	292	-	-	-	1,422	MALTA
889	988	1,211	1,044	989	7,887	MOLDOVA
-	-	-	-	-	39,100	NETHERLANDS
-	-	-	-	-	31,652	NORWAY
1,891	2,172	2,198	2,281	2,140	21,581	POLAND
720	850	707	850	593	57,052	PORTUGAL
1,356	1,651	1,523	1,573	1,419	14,825	ROMANIA
-	777	702	740	264	7,389	RUSSIA
845	920	1,075	994	960	9,182	SLOVAKIA
827	935	950	950	895	7,935	SLOVENIA

TOTALS MAY NOT ADD DUE TO ROUNDING

* LESS THAN \$500

INTERNATIONAL MILITARY EDUCATION AND TRAINING PROGRAM/DELIVERIES (CONTINUED)
INCLUDES MILITARY ASSISTANCE SERVICE FUNDED AND EMERGENCY DRAWDOWNS

(DOLLARS IN THOUSANDS)

	FY 1950 FY 1996	FY 1997	FY 1998	FY 1999	FY 2000	FY 2001
<u>EUROPE (CONTINUED)</u>						
SPAIN	67,789	-	-	-	-	-
TAJIKISTAN	-	-	-	-	-	-
TURKEY	156,158	1,454	1,505	1,514	1,554	1,689
TURKMENISTAN	381	262	336	261	313	258
UKRAINE	2,782	1,015	1,250	1,304	1,338	1,443
UNITED KINGDOM	21,624	-	-	-	-	-
UZBEKISTAN	388	286	457	526	547	494
YUGOSLAVIA	5,076	-	-	-	-	-
<u>AFRICA</u>	<u>159,661</u>	<u>7,093</u>	<u>7,989</u>	<u>8,463</u>	<u>7,543</u>	<u>8,533</u>
ANGOLA	-	174	-	-	-	-
BENIN	1,314	350	376	372	356	384
BOTSWANA	5,463	391	540	562	479	663
BURKINA FASO	960	-	-	-	-	-
BURUNDI	1,878	-	-	-	-	-
CAMEROON	3,049	104	142	184	189	223
CAPE VERDE	1,062	208	153	70	123	126
CENTRAL AFRICAN REP	1,937	158	150	81	103	116
CHAD	3,599	27	100	87	100	173
COMOROS	522	76	101	14	-	-
CONGO (BRAZZAVILLE)	1,055	147	-	-	-	86
CONGO (KINSHASA)	18,121	-	-	-	-	-
DJIBOUTI	1,895	94	103	123	163	132
EQUATORIAL GUINEA	815	-	-	-	-	-
ERITREA	543	413	409	439	27	155
ETHIOPIA	23,549	313	279	516	152	-
GABON	1,299	-	-	-	47	131
GAMBIA	851	-	-	-	-	-
GHANA	5,003	243	288	391	450	338
GUINEA	1,959	55	70	167	179	254
GUINEA-BISSAU	1,062	119	64	-	22	55
IVORY COAST	2,294	170	211	189	22	-
KENYA	16,991	304	443	462	422	443
LESOTHO	693	76	75	74	86	78
LIBERIA	9,401	-	-	-	-	-
MADAGASCAR	1,160	113	146	115	160	158
MALAWI	2,272	228	284	332	345	388
MALI	3,545	152	275	374	270	355
MAURITANIA	769	-	-	-	-	83
MAURITIUS	157	22	63	95	79	86
MOZAMBIQUE	789	204	178	184	178	200
NAMIBIA	1,242	188	203	145	175	193
NIGER	3,948	-	-	-	-	102

TOTALS MAY NOT ADD DUE TO ROUNDING

* LESS THAN \$500

INTERNATIONAL MILITARY EDUCATION AND TRAINING PROGRAM/DELIVERIES (CONTINUED)
 INCLUDES MILITARY ASSISTANCE SERVICE FUNDED AND EMERGENCY DRAWDOWNS

(DOLLARS IN THOUSANDS)

<u>FY 2002</u>	<u>FY 2003</u>	<u>FY 2004</u>	<u>FY 2005</u>	<u>FY 2006</u>	<u>FY 1950</u> <u>FY 2006</u>	
-	-	-	-	-	67,789	EUROPE (CONTINUED)
259	339	348	348	331	1,625	SPAIN
2,756	2,800	4,991	3,716	3,011	181,148	TAJIKISTAN
388	216	283	389	286	3,373	TURKEY
1,638	1,698	1,809	1,854	1,748	17,880	TURKMENISTAN
-	-	-	-	-	21,624	UKRAINE
880	1,104	484	-	-	5,166	UNITED KINGDOM
-	-	-	-	-	5,076	UZBEKISTAN
-	-	-	-	-	-	YUGOSLAVIA
10,332	9,868	11,109	9,145	10,093	249,828	AFRICA
-	152	300	313	441	1,380	ANGOLA
502	382	-	-	145	4,181	BENIN
692	716	922	710	758	11,896	BOTSWANA
-	-	114	128	122	1,324	BURKINA FASO
-	-	-	-	140	2,018	BURUNDI
193	306	361	236	231	5,217	CAMEROON
146	143	200	181	123	2,535	CAPE VERDE
128	13	-	-	104	2,790	CENTRAL AFRICAN REP
216	253	573	470	342	5,940	CHAD
-	-	121	73	53	960	COMOROS
140	108	17	162	153	1,868	CONGO (BRAZZAVILLE)
-	-	321	180	306	18,928	CONGO (KINSHASA)
163	154	381	239	307	3,754	DJIBOUTI
-	-	-	-	-	815	EQUATORIAL GUINEA
340	181	42	241	-	2,790	ERITREA
445	210	541	572	593	27,170	ETHIOPIA
157	233	281	289	231	2,668	GABON
48	68	183	190	72	1,412	GAMBIA
482	522	921	648	645	9,931	GHANA
266	210	482	508	376	4,526	GUINEA
69	77	-	87	118	1,673	GUINEA-BISSAU
-	-	-	-	-	2,886	IVORY COAST
486	596	635	139	-	20,921	KENYA
96	52	-	-	-	1,230	LESOTHO
-	-	-	-	128	9,530	LIBERIA
208	209	333	253	231	3,086	MADAGASCAR
385	312	415	362	345	5,668	MALAWI
342	309	-	-	-	5,622	MALI
130	131	231	112	-	1,455	MAURITANIA
93	110	144	137	118	1,104	MAURITIUS
153	196	243	220	245	2,790	MOZAMBIQUE
208	175	-	-	-	2,529	NAMIBIA
132	103	-	-	-	4,285	NIGER

TOTALS MAY NOT ADD DUE TO ROUNDING

* LESS THAN \$500

INTERNATIONAL MILITARY EDUCATION AND TRAINING PROGRAM/DELIVERIES (CONTINUED)
 INCLUDES MILITARY ASSISTANCE SERVICE FUNDED AND EMERGENCY DRAWDOWNS

(DOLLARS IN THOUSANDS)

	FY 1950 FY 1996	FY 1997	FY 1998	FY 1999	FY 2000	FY 2001
AFRICA (CONTINUED)						
NIGERIA	2,674	-	-	90	525	663
RWANDA	1,286	359	473	314	164	-
SAO TOME & PRINCIPE	777	72	74	86	45	101
SENEGAL	8,446	697	815	846	764	912
SEYCHELLES	437	50	79	103	72	60
SIERRA LEONE	1,377	3	-	-	-	130
SOMALIA	6,619	-	-	-	-	-
SOUTH AFRICA	867	656	804	1,022	904	1,200
SUDAN	10,131	-	-	-	-	-
SWAZILAND	939	85	93	91	105	98
TANZANIA	886	5	185	181	167	214
TOGO	751	25	-	-	-	52
UGANDA	1,655	342	357	305	247	-
ZAMBIA	551	172	143	150	137	181
ZIMBABWE	3,069	298	313	299	286	-
WESTERN HEMISPHERE	328,237	8,532	9,693	9,857	9,890	10,766
ANTIGUA & BARBUDA	364	93	123	109	113	96
ARGENTINA	15,022	603	607	613	740	846
BAHAMAS	675	107	110	127	112	110
BARBADOS	785	103	60	57	71	86
BELIZE	1,356	208	258	175	161	223
BOLIVIA	20,672	509	570	533	548	665
BRAZIL	17,482	222	220	206	223	241
CHILE	18,250	395	453	478	499	550
COLOMBIA	34,077	-	885	917	900	1,040
COSTA RICA	3,642	200	241	240	280	297
CUBA	2,023	-	-	-	-	-
DOMINICA	491	32	40	50	58	52
DOMINICAN REPUBLIC	20,417	622	556	493	487	513
ECUADOR	22,334	425	534	569	518	550
EL SALVADOR	33,636	455	512	491	523	653
GRENADA	900	49	58	59	47	44
GUATEMALA	10,885	205	223	253	228	291
GUYANA	575	178	181	216	168	192
HAITI	4,086	275	290	160	222	-
HONDURAS	24,208	425	500	560	548	546
JAMAICA	5,519	487	504	472	461	465
MEXICO	8,338	1,008	921	918	865	1,000
NICARAGUA	11,583	57	74	200	194	163
PANAMA	8,265	-	-	87	117	131
PARAGUAY	8,707	284	216	215	210	238
PERU	24,541	483	462	478	455	509

TOTALS MAY NOT ADD DUE TO ROUNDING

* LESS THAN \$500

INTERNATIONAL MILITARY EDUCATION AND TRAINING PROGRAM/DELIVERIES (CONTINUED)
 INCLUDES MILITARY ASSISTANCE SERVICE FUNDED AND EMERGENCY DRAWDOWNS

(DOLLARS IN THOUSANDS)

<u>FY 2002</u>	<u>FY 2003</u>	<u>FY 2004</u>	<u>FY 2005</u>	<u>FY 2006</u>	<u>FY 1950</u> <u>FY 2006</u>	
750	96	-	-	928	5,725	AFRICA (CONTINUED)
-	162	298	296	285	3,637	NIGERIA
112	180	188	194	288	2,117	RWANDA
931	1,062	1,188	1,222	1,089	17,971	SAO TOME & PRINCIPE
40	53	98	106	103	1,200	SENEGAL
177	318	415	267	311	2,999	SEYCHELLES
-	-	-	-	-	6,619	SIERRA LEONE
1,471	1,258	-	-	-	8,182	SOMALIA
-	-	-	-	-	10,131	SOUTH AFRICA
84	97	131	97	123	1,943	SUDAN
275	210	-	-	-	2,123	SWAZILAND
83	116	204	44	37	1,312	TANZANIA
-	170	371	293	340	4,080	TOGO
189	225	456	176	261	2,642	UGANDA
-	-	-	-	-	4,265	ZAMBIA
-	-	-	-	-	-	ZIMBABWE
12,721	14,114	13,375	13,219	12,814	443,218	WESTERN HEMISPHERE
144	146	179	124	153	1,645	ANTIGUA & BARBUDA
1,025	1,000	1,084	1,111	1,082	23,732	ARGENTINA
144	146	165	341	399	2,437	BAHAMAS
113	125	-	-	-	1,400	BARBADOS
212	173	277	308	294	3,644	BELIZE
712	800	589	-	-	25,598	BOLIVIA
437	483	-	-	-	19,514	BRAZIL
570	559	600	597	623	23,574	CHILE
1,180	1,165	1,653	1,700	1,641	45,157	COLOMBIA
384	336	-	-	-	5,620	COSTA RICA
-	-	-	-	-	2,023	CUBA
71	65	143	69	130	1,201	DOMINICA
527	570	973	1,194	1,328	27,680	DOMINICAN REPUBLIC
625	645	-	-	-	26,200	ECUADOR
814	1,165	1,479	1,792	1,781	43,302	EL SALVADOR
82	81	147	113	124	1,704	GRENADA
350	350	501	444	488	14,218	GUATEMALA
294	316	359	292	312	3,082	GUYANA
14	51	235	151	213	5,697	HAITI
649	724	1,308	1,318	1,214	32,001	HONDURAS
586	646	700	757	908	11,505	JAMAICA
944	1,250	1,257	1,253	8	17,763	MEXICO
372	600	778	274	739	15,033	NICARAGUA
178	209	552	955	893	11,388	PANAMA
360	297	-	-	-	10,527	PARAGUAY
518	592	-	-	-	28,038	PERU

TOTALS MAY NOT ADD DUE TO ROUNDING

* LESS THAN \$500

INTERNATIONAL MILITARY EDUCATION AND TRAINING PROGRAM/DELIVERIES (CONTINUED)
 INCLUDES MILITARY ASSISTANCE SERVICE FUNDED AND EMERGENCY DRAWDOWNS

(DOLLARS IN THOUSANDS)

	<u>FY 1950</u> <u>FY 1996</u>	<u>FY 1997</u>	<u>FY 1998</u>	<u>FY 1999</u>	<u>FY 2000</u>	<u>FY 2001</u>
<u>WESTERN HEMISPHERE (CONTINUED)</u>						
ST KITTS AND NEVIS	715	56	65	63	67	66
ST LUCIA	639	43	44	57	79	36
ST VINCENT + GREN.	787	44	50	49	52	50
SURINAME	241	149	82	100	102	107
TRINIDAD + TOBAGO	505	95	133	148	132	122
URUGUAY	9,686	332	321	364	326	398
VENEZUELA	16,831	388	400	400	384	485
<u>INTERNATL. ORG. AND VARIOUS</u>	<u>278</u>	<u>-</u>	<u>-</u>	<u>-</u>	<u>-</u>	<u>-</u>
<u>GEN. AND REG. COSTS</u>	<u>253,241</u>	<u>570</u>	<u>705</u>	<u>265</u>	<u>50</u>	<u>50</u>

A/ DURING THE PERIOD FY 66-75, GRANT AID FUNDING IN SUPPORT OF ACTIVITIES IN SOUTHEAST ASIA WAS A PART OF THE REGULAR DOD APPROPRIATION AND WAS IDENTIFIED FOR PROGRAMMING PURPOSES AS MILITARY ASSISTANCE SERVICE FUNDED (MASF) PROGRAMS. THE FUNDS WERE USED FOR PROVIDING MILITARY EQUIPMENT AND RELATED SERVICES AND TRAINING TO THOSE COUNTRIES ENGAGED IN THE HOSTILITIES IN SOUTHEAST ASIA, I.E., KOREA, LAOS, PHILIPPINES, THAILAND, AND VIETNAM.

NOTE: SECURITY ASSISTANCE TRAINING IS CONSIDERED FULLY DELIVERED WHEN FUNDED.

TOTALS MAY NOT ADD DUE TO ROUNDING

PAGE 114

* LESS THAN \$500

AS OF 30 SEP 06

INTERNATIONAL MILITARY EDUCATION AND TRAINING PROGRAM/DELIVERIES (CONTINUED)
 INCLUDES MILITARY ASSISTANCE SERVICE FUNDED AND EMERGENCY DRAWDOWNS

(DOLLARS IN THOUSANDS)

<u>FY 2002</u>	<u>FY 2003</u>	<u>FY 2004</u>	<u>FY 2005</u>	<u>FY 2006</u>	<u>FY 1950</u> <u>FY 2006</u>	
92	93	125	154	145	1,640	<u>WESTERN HEMISPHERE (CONTINUED)</u>
81	88	125	133	143	1,468	ST KITTS AND NEVIS
-	-	-	-	-	1,033	ST LUCIA
147	156	147	139	196	1,565	ST VINCENT + GREN.
132	150	-	-	-	1,417	SURINAME
464	450	-	-	-	12,341	TRINIDAD + TOBAGO
500	683	-	-	-	20,071	URUGUAY
-	-	-	-	-	278	VENEZUELA
-	-	-	-	-	-	<u>INTERNATL. ORG. AND VARIOUS</u>
<u>50</u>	<u>50</u>	<u>45</u>	<u>556</u>	<u>445</u>	<u>256,027</u>	<u>GEN. AND REG. COSTS</u>

TOTALS MAY NOT ADD DUE TO ROUNDING

* LESS THAN \$500

SUMMARY OF STUDENTS TRAINED UNDER INTERNATIONAL MILITARY EDUCATION AND TRAINING PROGRAM
INCLUDES MILITARY ASSISTANCE SERVICE FUNDED AND EMERGENCY DRAWDOWNS

	FY 1950 FY 1996	FY 1997	FY 1998	FY 1999	FY 2000	FY 2001
<u>WORLDWIDE</u>	<u>612,414</u>	<u>3,454</u>	<u>3,978</u>	<u>9,000</u>	<u>8,216</u>	<u>8,386</u>
<u>EAST ASIA AND PACIFIC</u>	<u>299,220</u>	<u>363</u>	<u>402</u>	<u>930</u>	<u>648</u>	<u>664</u>
CAMBODIA	67,545	15	-	-	-	-
EAST TIMOR	-	-	-	-	-	-
FIJI	112	-	-	1	22	-
INDOCHINA	434	-	-	-	-	-
INDONESIA	8,072	7	14	79	-	-
JAPAN	15,721	-	-	-	-	-
KOREA (SEOUL)	38,540	-	-	-	-	-
LAOS	44,500	-	-	-	-	-
MALAYSIA	2,322	58	57	152	126	66
MONGOLIA	27	10	35	99	130	148
MYANMAR	1,227	-	-	-	-	-
PAPUA NEW GUINEA	193	4	6	86	96	80
REP OF PHILIPPINES	23,908	118	120	214	90	129
SINGAPORE	271	-	-	-	-	-
SOLOMON ISLANDS	71	6	9	29	19	34
TAIWAN	25,597	-	-	-	-	-
THAILAND	22,583	120	146	181	94	152
TONGA	123	10	6	28	1	4
VANUATU	23	3	4	39	2	27
VIETNAM	47,935	-	-	-	-	-
WESTERN SAMOA	16	12	5	22	68	24
<u>NEAR EAST AND SOUTH ASIA</u>	<u>46,578</u>	<u>575</u>	<u>571</u>	<u>812</u>	<u>735</u>	<u>634</u>
AFGHANISTAN	487	-	-	-	-	-
ALGERIA	197	5	8	12	9	9
BAHRAIN	129	21	30	34	28	21
BANGLADESH	850	23	26	78	31	36
EGYPT	3,480	72	73	82	62	64
INDIA	1,038	18	13	6	18	24
IRAN	11,049	-	-	-	-	-
IRAQ	410	-	-	-	-	-
ISRAEL	80	-	-	-	-	-
JORDAN	7,584	171	163	196	163	150
LEBANON	2,713	100	63	163	129	99
LIBYA	567	-	-	-	-	-
MALDIVES	95	8	8	6	6	7
MOROCCO	4,574	34	43	50	46	81
NEPAL	297	15	15	13	43	12
OMAN	308	17	21	40	102	25
PAKISTAN	6,242	-	-	-	-	-
SAUDI ARABIA	1,434	-	-	-	-	-
SRI LANKA	468	16	33	9	10	53

SUMMARY OF STUDENTS TRAINED UNDER INTERNATIONAL MILITARY EDUCATION AND TRAINING PROGRAM
INCLUDES MILITARY ASSISTANCE SERVICE FUNDED AND EMERGENCY DRAWDOWNS

<u>FY 2002</u>	<u>FY 2003</u>	<u>FY 2004</u>	<u>FY 2005</u>	<u>FY 2006</u>	<u>FY 1950 FY 2006</u>	
10,417	10,511	11,818	8,622	7,981	694,797	WORLDWIDE
718	791	667	1,011	998	306,412	EAST ASIA AND PACIFIC
-	-	-	-	4	67,564	CAMBODIA
-	111	3	102	6	222	EAST TIMOR
-	-	16	15	14	180	FIJI
-	-	-	-	-	434	INDOCHINA
30	41	32	62	141	8,478	INDONESIA
-	-	-	-	-	15,721	JAPAN
-	-	-	-	-	38,540	KOREA (SEOUL)
-	-	-	-	-	44,500	LAOS
48	47	63	61	99	3,099	MALAYSIA
204	142	201	195	167	1,358	MONGOLIA
-	-	-	-	-	1,227	MYANMAR
36	56	83	61	47	748	PAPUA NEW GUINEA
145	185	176	211	312	25,608	REP OF PHILIPPINES
-	-	-	-	-	271	SINGAPORE
29	39	3	34	35	308	SOLOMON ISLANDS
-	-	-	-	-	25,597	TAIWAN
178	140	43	243	146	24,026	THAILAND
16	5	8	4	6	211	TONGA
17	13	39	17	20	204	VANUATU
-	-	-	6	1	47,942	VIETNAM
15	12	-	-	-	174	WESTERN SAMOA
974	1,217	1,312	1,296	1,259	55,963	NEAR EAST AND SOUTH ASIA
-	8	136	46	49	726	AFGHANISTAN
2	71	80	73	36	502	ALGERIA
37	115	90	80	87	672	BAHRAIN
50	113	38	98	125	1,468	BANGLADESH
59	52	50	41	85	4,120	EGYPT
78	36	101	86	48	1,466	INDIA
-	-	-	-	-	11,049	IRAN
-	-	-	-	-	410	IRAQ
-	-	-	-	-	80	ISRAEL
174	208	210	195	188	9,402	JORDAN
159	188	120	93	76	3,903	LEBANON
-	-	-	-	-	567	LIBYA
18	8	11	9	10	186	MALDIVES
50	109	75	89	116	5,267	MOROCCO
72	73	42	196	166	944	NEPAL
60	43	25	59	24	724	OMAN
39	101	76	89	124	6,671	PAKISTAN
2	2	3	-	-	1,441	SAUDI ARABIA
68	12	13	22	18	722	SRI LANKA

SUMMARY OF STUDENTS TRAINED UNDER INTERNATIONAL MILITARY EDUCATION AND TRAINING PROGRAM (CONTINUED)
 INCLUDES MILITARY ASSISTANCE SERVICE FUNDED AND EMERGENCY DRAWDOWNS

	FY 1950 FY 1996	FY 1997	FY 1998	FY 1999	FY 2000	FY 2001
<u>NEAR EAST AND SOUTH ASIA (CONTINUED)</u>						
SYRIA	20	-	-	-	-	-
TUNISIA	3,718	72	66	118	82	44
YEMEN	838	3	9	5	6	9
EUROPE	115,824	746	1,074	2,678	2,619	2,904
ALBANIA	58	27	31	126	109	128
ARMENIA	-	-	-	-	-	-
AUSTRIA	585	-	-	-	-	-
AZERBAIJAN	-	-	-	-	-	-
BELARUS	25	6	2	-	-	-
BELGIUM	5,118	-	-	-	-	-
BOSNIA-HERZEGOVINA	9	14	23	106	55	54
BULGARIA	117	38	36	118	90	53
CROATIA	32	40	56	165	136	194
CZECH REPUBLIC	147	37	71	178	128	232
CZECHOSLOVAKIA	72	-	-	-	-	-
DENMARK	4,657	-	-	-	-	-
ESTONIA	67	26	34	48	42	46
FINLAND	185	-	-	-	-	-
FRANCE	14,402	-	-	-	-	-
GEORGIA	21	11	18	57	84	158
GERMANY	1,535	-	-	-	-	-
GREECE	17,552	2	2	2	1	1
HUNGARY	264	49	60	197	143	103
ICELAND	98	-	-	-	-	-
IRELAND	8	-	-	-	-	-
ITALY	9,622	-	-	-	-	-
KAZAKHSTAN	35	14	19	11	18	12
KYRGYZSTAN	13	8	11	13	9	11
LATVIA	66	29	51	74	157	179
LITHUANIA	59	27	51	65	28	33
LUXEMBOURG	168	-	-	-	-	-
MACEDONIA (FYROM)	20	13	30	71	157	32
MALTA	75	10	9	8	8	37
MOLDOVA	19	12	17	46	62	31
NETHERLANDS	6,506	-	-	-	-	-
NORWAY	5,506	-	-	-	-	-
POLAND	254	57	69	248	182	64
PORTUGAL	5,262	30	56	126	12	80
ROMANIA	106	44	63	281	113	284
RUSSIA	155	48	45	11	248	84
SLOVAKIA	67	31	42	105	100	99
SLOVENIA	46	30	52	75	183	205

SUMMARY OF STUDENTS TRAINED UNDER INTERNATIONAL MILITARY EDUCATION AND TRAINING PROGRAM (CONTINUED)
 INCLUDES MILITARY ASSISTANCE SERVICE FUNDED AND EMERGENCY DRAWDOWNS

<u>FY 2002</u>	<u>FY 2003</u>	<u>FY 2004</u>	<u>FY 2005</u>	<u>FY 2006</u>	<u>FY 1950</u> <u>FY 2006</u>	
-	-	-	-	-	20	SYRIA
91	62	85	77	83	4,498	TUNISIA
15	16	157	43	24	1,125	YEMEN
<u>3,368</u>	<u>3,579</u>	<u>3,149</u>	<u>2,748</u>	<u>2,596</u>	<u>141,285</u>	EUROPE
59	148	45	153	121	1,005	ALBANIA
5	33	30	21	22	111	ARMENIA
-	-	-	-	-	585	AUSTRIA
29	88	24	19	18	178	AZERBAIJAN
-	-	-	-	-	33	BELARUS
-	-	-	-	-	5,118	BELGIUM
65	158	271	99	185	1,039	BOSNIA-HERZEGOVINA
197	144	150	121	67	1,131	BULGARIA
135	62	-	-	-	820	CROATIA
330	191	229	148	186	1,877	CZECH REPUBLIC
-	-	-	-	-	72	CZECHOSLOVAKIA
-	-	-	-	-	4,657	DENMARK
108	251	143	129	466	1,360	ESTONIA
-	-	-	-	-	185	FINLAND
-	-	-	-	-	14,402	FRANCE
119	233	138	97	37	973	GEORGIA
-	-	-	-	-	1,535	GERMANY
77	95	86	106	107	18,031	GREECE
132	170	251	111	113	1,593	HUNGARY
-	-	-	-	-	98	ICELAND
-	-	-	-	-	8	IRELAND
-	-	-	-	-	9,622	ITALY
57	27	46	36	34	309	KAZAKHSTAN
16	59	30	26	18	214	KYRGYZSTAN
142	100	64	84	79	1,025	LATVIA
171	119	174	159	101	987	LITHUANIA
-	-	-	-	-	168	LUXEMBOURG
23	101	61	73	59	640	MACEDONIA (FYROM)
82	88	-	-	-	317	MALTA
96	8	86	70	33	480	MOLDOVA
-	-	-	-	-	6,506	NETHERLANDS
-	-	-	-	-	5,506	NORWAY
76	192	61	86	64	1,353	POLAND
103	136	117	48	72	6,042	PORTUGAL
201	147	349	512	314	2,414	ROMANIA
-	61	14	120	18	804	RUSSIA
40	79	33	35	101	732	SLOVAKIA
484	303	56	104	30	1,568	SLOVENIA

SUMMARY OF STUDENTS TRAINED UNDER INTERNATIONAL MILITARY EDUCATION AND TRAINING PROGRAM (CONTINUED)
 INCLUDES MILITARY ASSISTANCE SERVICE FUNDED AND EMERGENCY DRAWDOWNS

	<u>FY 1950</u> <u>FY 1996</u>	<u>FY 1997</u>	<u>FY 1998</u>	<u>FY 1999</u>	<u>FY 2000</u>	<u>FY 2001</u>
<u>EUROPE (CONTINUED)</u>						
SPAIN	13,785	-	-	-	-	-
TAJIKISTAN	-	-	-	-	-	-
TURKEY	24,056	84	157	180	204	235
TURKMENISTAN	13	10	11	6	6	5
UKRAINE	132	41	46	347	311	543
UNITED KINGDOM	3,970	-	-	-	-	-
UZBEKISTAN	15	8	12	14	33	1
YUGOSLAVIA	922	-	-	-	-	-
<u>AFRICA</u>	<u>18,776</u>	<u>385</u>	<u>409</u>	<u>1,809</u>	<u>1,530</u>	<u>1,606</u>
ANGOLA	-	5	-	-	-	-
BENIN	113	19	14	80	64	56
BOTSWANA	736	30	34	56	57	103
BURKINA FASO	98	-	-	-	-	-
BURUNDI	178	-	-	-	-	-
CAMEROON	293	6	9	38	12	10
CAPE VERDE	79	7	6	2	5	5
CENTRAL AFRICAN REP	164	5	5	2	2	4
CHAD	281	6	5	53	7	10
COMOROS	50	2	5	1	-	-
CONGO (BRAZZAVILLE)	77	6	-	-	-	-
CONGO (KINSHASA)	1,587	-	-	-	-	-
DJIBOUTI	165	5	4	6	3	4
EQUATORIAL GUINEA	59	-	-	-	-	-
ERITREA	40	20	18	10	-	7
ETHIOPIA	3,996	10	11	7	2	-
GABON	102	-	-	-	3	1
GAMBIA	109	-	-	-	-	-
GHANA	905	18	23	29	58	49
GUINEA	165	2	3	8	73	88
GUINEA-BISSAU	81	6	3	-	1	2
IVORY COAST	263	9	9	56	1	-
KENYA	2,030	19	26	132	107	52
LESOTHO	92	10	7	77	68	64
LIBERIA	1,235	-	-	-	-	-
MADAGASCAR	106	5	7	83	26	7
MALAWI	290	18	25	105	128	66
MALI	318	7	12	59	68	52
MAURITANIA	64	-	-	-	-	-
MAURITIUS	20	5	6	4	24	45
MOZAMBIQUE	41	6	5	59	66	10
NAMIBIA	133	11	11	8	10	14
NIGER	324	-	-	-	-	9

SUMMARY OF STUDENTS TRAINED UNDER INTERNATIONAL MILITARY EDUCATION AND TRAINING PROGRAM (CONTINUED)
 INCLUDES MILITARY ASSISTANCE SERVICE FUNDED AND EMERGENCY DRAWDOWNS

FY 2002	FY 2003	FY 2004	FY 2005	FY 2006	FY 1950 FY 2006	
-	-	-	-	-	13,785	EUROPE (CONTINUED)
32	100	124	5	7	268	SPAIN
242	203	267	282	234	26,144	TAJIKISTAN
9	4	5	30	34	133	TURKEY
263	204	291	74	76	2,328	TURKMENISTAN
-	-	-	-	-	3,970	UKRAINE
75	75	4	-	-	237	UNITED KINGDOM
-	-	-	-	-	922	UZBEKISTAN
2,292	1,710	1,683	1,224	1,169	32,593	YUGOSLAVIA
-	5	16	8	13	47	AFRICA
50	44	-	-	1	441	ANGOLA
138	40	55	28	42	1,319	BENIN
-	-	1	125	5	229	BOTSWANA
-	-	-	-	59	237	BURKINA FASO
9	14	10	7	8	416	BURUNDI
6	6	7	5	5	133	CAMEROON
5	-	-	-	5	192	CAPE VERDE
9	16	25	23	14	449	CENTRAL AFRICAN REP
-	-	2	5	28	93	CHAD
3	33	5	57	5	186	COMOROS
-	-	33	8	16	1,644	CONGO (BRAZZAVILLE)
7	39	8	8	5	254	CONGO (KINSHASA)
-	-	-	-	-	59	DJIBOUTI
66	78	2	115	-	356	EQUATORIAL GUINEA
10	8	36	15	9	4,104	ERITREA
8	10	40	16	6	186	ETHIOPIA
4	5	8	4	3	133	GABON
51	27	43	35	25	1,263	GAMBIA
161	28	196	104	57	885	GHANA
2	2	-	105	1	203	GUINEA
-	-	-	-	-	338	GUINEA-BISSAU
158	59	96	29	-	2,708	IVORY COAST
50	5	-	-	-	373	KENYA
-	-	-	-	77	1,312	LESOTHO
71	7	65	78	59	514	LIBERIA
68	79	21	58	21	879	MADAGASCAR
10	12	-	-	-	538	MALAWI
96	5	50	3	-	218	MALI
45	35	72	50	68	374	MAURITANIA
82	69	24	29	32	423	MAURITIUS
17	68	-	-	-	272	MOZAMBIQUE
111	32	-	-	-	476	NAMIBIA
						NIGER

SUMMARY OF STUDENTS TRAINED UNDER INTERNATIONAL MILITARY EDUCATION AND TRAINING PROGRAM (CONTINUED)
 INCLUDES MILITARY ASSISTANCE SERVICE FUNDED AND EMERGENCY DRAWDOWNS

	FY 1950 FY 1996	FY 1997	FY 1998	FY 1999	FY 2000	FY 2001
AFRICA (CONTINUED)						
NIGERIA	768	-	-	7	115	23
RWANDA	89	14	23	52	8	-
SAO TOME & PRINCIPE	54	2	2	2	2	2
SENEGAL	639	30	33	171	69	46
SEYCHELLES	49	3	5	28	1	1
SIERRA LEONE	197	-	-	-	-	7
SOMALIA	541	-	-	-	-	-
SOUTH AFRICA	54	38	52	551	447	792
SUDAN	1,130	-	-	-	-	-
SWAZILAND	149	6	7	6	17	42
TANZANIA	110	-	12	8	8	11
TOGO	67	5	-	-	-	9
UGANDA	210	24	22	20	18	-
ZAMBIA	69	10	5	51	42	15
ZIMBABWE	456	16	-	38	18	-
WESTERN HEMISPHERE	131,949	1,385	1,522	2,771	2,684	2,578
ANTIGUA & BARBUDA	129	13	16	16	12	10
ARGENTINA	4,589	72	126	197	191	210
ARUBA	-	-	6	-	-	-
BAHAMAS	354	12	17	17	10	12
BARBADOS	250	9	6	6	9	6
BELIZE	464	29	32	33	20	18
BOLIVIA	6,285	68	66	76	88	73
BRAZIL	8,965	41	20	30	22	26
CHILE	8,084	167	188	174	201	348
COLOMBIA	22,285	-	154	611	763	513
COSTA RICA	1,853	52	60	53	69	51
CUBA	523	-	-	-	-	-
DOMINICA	175	5	7	6	7	4
DOMINICAN REPUBLIC	6,774	70	48	47	36	58
ECUADOR	9,603	109	68	162	94	107
EL SALVADOR	7,086	27	23	181	143	243
GRENADA	283	7	10	6	6	5
GUATEMALA	4,399	29	21	103	19	33
GUYANA	146	22	17	20	16	15
HAITI	970	19	13	2	39	-
HONDURAS	8,822	112	134	221	208	111
JAMAICA	1,435	66	53	57	118	70
MEXICO	2,760	192	165	194	95	116
NICARAGUA	5,740	4	5	55	135	76
PANAMA	6,766	-	-	2	12	17
PARAGUAY	2,428	27	22	57	42	38

SUMMARY OF STUDENTS TRAINED UNDER INTERNATIONAL MILITARY EDUCATION AND TRAINING PROGRAM (CONTINUED)
 INCLUDES MILITARY ASSISTANCE SERVICE FUNDED AND EMERGENCY DRAWDOWNS

<u>FY 2002</u>	<u>FY 2003</u>	<u>FY 2004</u>	<u>FY 2005</u>	<u>FY 2006</u>	<u>FY 1950</u> <u>FY 2006</u>	
204	6	-	-	98	1,221	<u>AFRICA (CONTINUED)</u>
-	49	57	9	108	409	NIGERIA
31	5	46	30	29	205	RWANDA
31	124	48	64	31	1,286	SAO TOME & PRINCIPE
16	27	23	18	5	176	SENEGAL
78	244	269	6	147	948	SEYCHELLES
-	-	-	-	-	541	SIERRA LEONE
582	333	-	-	-	2,849	SOMALIA
-	-	-	-	-	1,130	SOUTH AFRICA
10	15	7	5	6	270	SUDAN
18	40	-	-	-	207	SWAZILAND
71	15	50	-	1	218	TANZANIA
-	6	51	90	72	513	TOGO
14	120	317	87	108	838	UGANDA
-	-	-	-	-	528	ZAMBIA
-	-	-	-	-	-	ZIMBABWE
<u>3,065</u>	<u>3,214</u>	<u>5,007</u>	<u>2,343</u>	<u>1,959</u>	<u>158,477</u>	<u>WESTERN HEMISPHERE</u>
14	-	18	10	14	252	ANTIGUA & BARBUDA
264	536	493	241	262	7,181	ARGENTINA
-	-	-	-	-	6	ARUBA
24	34	34	81	122	717	BAHAMAS
10	-	-	-	-	296	BARBADOS
64	41	35	23	19	778	BELIZE
92	51	1,807	-	-	8,606	BOLIVIA
80	80	-	-	-	9,264	BRAZIL
175	198	224	152	99	10,010	CHILE
588	529	654	435	399	26,931	COLOMBIA
66	46	-	-	-	2,250	COSTA RICA
-	-	-	-	-	523	CUBA
8	-	11	7	5	235	DOMINICA
87	47	53	93	121	7,434	DOMINICAN REPUBLIC
101	75	-	-	-	10,319	ECUADOR
354	274	389	288	352	9,360	EL SALVADOR
9	-	11	12	14	363	GRENADA
78	89	174	113	94	5,152	GUATEMALA
18	23	24	10	19	330	GUYANA
4	47	58	49	14	1,215	HAITI
208	222	319	408	162	10,927	HONDURAS
229	114	77	69	90	2,378	JAMAICA
91	171	460	218	-	4,462	MEXICO
61	104	97	10	58	6,345	NICARAGUA
23	31	34	83	74	7,042	PANAMA
48	31	-	-	-	2,693	PARAGUAY

SUMMARY OF STUDENTS TRAINED UNDER INTERNATIONAL MILITARY EDUCATION AND TRAINING PROGRAM (CONTINUED)
 INCLUDES MILITARY ASSISTANCE SERVICE FUNDED AND EMERGENCY DRAWDOWNS

	<u>FY 1950</u> <u>FY 1996</u>	<u>FY 1997</u>	<u>FY 1998</u>	<u>FY 1999</u>	<u>FY 2000</u>	<u>FY 2001</u>
<u>WESTERN HEMISPHERE (CONTINUED)</u>						
PERU	9,775	53	60	44	55	60
ST KITTS AND NEVIS	235	10	8	26	9	9
ST LUCIA	229	5	8	6	9	3
ST VINCENT + GREN.	261	6	7	8	5	6
SURINAME	50	10	9	86	72	86
TRINIDAD + TOBAGO	145	12	18	15	12	8
URUGUAY	3,370	65	72	78	74	127
VENEZUELA	6,716	72	63	182	93	119
<u>INTERNATL. ORG. AND VARIOUS</u>	<u>13</u>	<u>-</u>	<u>-</u>	<u>-</u>	<u>-</u>	<u>-</u>
<u>GEN. AND REG. COSTS</u>	<u>54</u>	<u>-</u>	<u>-</u>	<u>-</u>	<u>-</u>	<u>-</u>

NOTE: SINCE FY 1999 FIGURES FOR THE INTERNATIONAL MILITARY EDUCATION TRAINING (IMET) STUDENTS TRAINED INCLUDE THE TOTAL NUMBER OF STUDENTS TRAINED BY A MOBILE TRAINING TEAM (MTT). PRIOR TO FY 1999 THE DATA IN THIS DOCUMENT COUNTED ONLY THE MTT ITSELF, NOT THE TOTAL NUMBER OF STUDENTS TRAINED BY EACH MTT.

A/ DURING THE PERIOD FY 66-75, GRANT AID FUNDING IN SUPPORT OF ACTIVITIES IN SOUTHEAST ASIA WAS A PART OF THE REGULAR DOD APPROPRIATION AND WAS IDENTIFIED FOR PROGRAMMING PURPOSES AS MILITARY ASSISTANCE SERVICE FUNDED (MASF) PROGRAMS. THE FUNDS WERE USED FOR PROVIDING MILITARY EQUIPMENT AND RELATED SERVICES AND TRAINING TO THOSE COUNTRIES ENGAGED IN THE HOSTILITIES IN SOUTHEAST ASIA, I.E., KOREA, LAOS, PHILIPPINES, THAILAND, AND VIETNAM.

SUMMARY OF STUDENTS TRAINED UNDER INTERNATIONAL MILITARY EDUCATION AND TRAINING PROGRAM (CONTINUED)
 INCLUDES MILITARY ASSISTANCE SERVICE FUNDED AND EMERGENCY DRAWDOWNS

<u>FY 2002</u>	<u>FY 2003</u>	<u>FY 2004</u>	<u>FY 2005</u>	<u>FY 2006</u>	<u>FY 1950 FY 2006</u>	
85	172	-	-	-	10,304	<u>WESTERN HEMISPHERE (CONTINUED)</u>
8	-	11	16	14	346	PERU
9	-	13	13	14	309	ST KITTS AND NEVIS
12	-	-	-	-	305	ST LUCIA
14	16	11	12	13	379	ST VINCENT + GREN.
9	8	-	-	-	227	SURINAME
171	202	-	-	-	4,159	TRINIDAD + TOBAGO
61	73	-	-	-	7,379	URUGUAY
-	-	-	-	-	13	VENEZUELA
-	-	-	-	-	54	<u>INTERNATL. ORG. AND VARIOUS</u>
-	-	-	-	-		<u>GEN. AND REG. COSTS</u>